



**SCOTTISH**  
**FIRE AND RESCUE SERVICE**  
Working together for a safer Scotland

**Aberdeenshire**  
COUNCIL 

## **REPORT TO FORMARTINE AREA COMMITTEE – 12<sup>TH</sup> FEBRUARY 2019**

### **SCOTTISH FIRE AND RESCUE SERVICE – FORMARTINE AREA COMMITTEE PERFORMANCE REPORT FOR Q3 1<sup>ST</sup> OCTOBER – 31<sup>ST</sup> DECEMBER 2018**

#### **1. Recommendations**

**It is recommended that the Area Committee:**

- 1. acknowledges and discusses the attached performance report relating to the period; and**
- 2. acknowledges and discusses any local operational matters arising, together with key resource issues, as detailed within appendices attached to this report.**

#### **2. Background / Discussion**

- 2.1 The main purpose of this report is to inform members on how the Scottish Fire & Rescue Service is performing locally in Formartine against key performance measures and associated targets, as set out in the Aberdeenshire Local Fire and Rescue Plan and Formartine Multi-Member Ward Plan.
- 2.2 The summary report (see appendix 1) will provide a regular opportunity for Elected Members to discuss fire and rescue activities, in the local area in order to achieve good outcomes for the residents of Formartine.
- 2.3 Following feedback from Committees the Scottish Fire and Rescue Service has changed the reporting format. It is envisaged that future reports will contain more commentary alongside the figures and graphics.

#### **3. Governance**

- 3.1 The Committee is able to consider this matter in terms of section B1.7 of Part 2A of the list of Committee Powers in the Scheme of Governance which allows the Committee to consider the performance of the Scottish Fire and Rescue Service for its area and to make any necessary recommendations to the appropriate Policy Committee or governing body.

#### **4. Staffing and Financial and Equalities Implications**

- 4.1 An equality impact assessment is not required because the report is to inform committee on performance and there will be no differential impact, as a result of the report, on people with protected characteristics.
- 4.2 There are no staffing and financial implications from this report.



**SCOTTISH**  
**FIRE AND RESCUE SERVICE**  
Working together for a safer Scotland



4.3 There are no direct risk implications for the Council as this report is in relation to the performance reporting of an external organisation.

**Ian Findlay**  
**Local Senior Officer**  
**Aberdeenshire and Moray**

**Ritchie Johnson**  
**Director of Business**  
**Services**

Report written by:

Willie Chisholm, Station Manager, Aberdeenshire and Moray

Date of Report: 29 January 2019



**SCOTTISH**  
**FIRE AND RESCUE SERVICE**  
Working together for a safer Scotland



## Formartine Area Committee October to December 2018

### Introduction

From 1<sup>st</sup> October 2018 to 31<sup>st</sup> December 2018 there have been 80 incidents within the Formartine Area;

- 80 Incidents
- 0 Fire Fatalities
- 0 Non-fatal fire casualties
- 3 Accidental Dwelling Fires
- 3 RTC Casualties
- 6 Deliberate Fires
- 14 Accidental Fires
- 2 Non-Domestic Fires
- 17 Special Service Incidents
- 41 False Alarms

The Aberdeenshire Management Team and staff within the area are committed to working with Communities and Partners to reduce all types of incidents and continue working to make Formartine a safe place to Work in, Live in and Visit.

This report provides the Formartine Area Committee with an overview of performance within the area and what the service are doing in partnership with both communities and partners to continuously improve performance within the area.

### Deliberate Fires

Reducing Deliberate Fires is a priority for the Scottish Fire and Rescue Service within the Formartine Area. The chart below shows that we are making progress towards this objective (the sections of the chart coloured green represent October to December from 2013/14 to 2018/19).

1a - All Deliberate Fires ► Aberdeenshire, Moray ► Aberdeenshire ► Aberdeenshire Policy & Resources (Formartine Area Co...



The table below shows the breakdown of Deliberate Fires throughout the Formartine area down to ward level. It can be seen from the table that the majority of deliberate fires over the current period have occurred in the Turriff and District and District area.

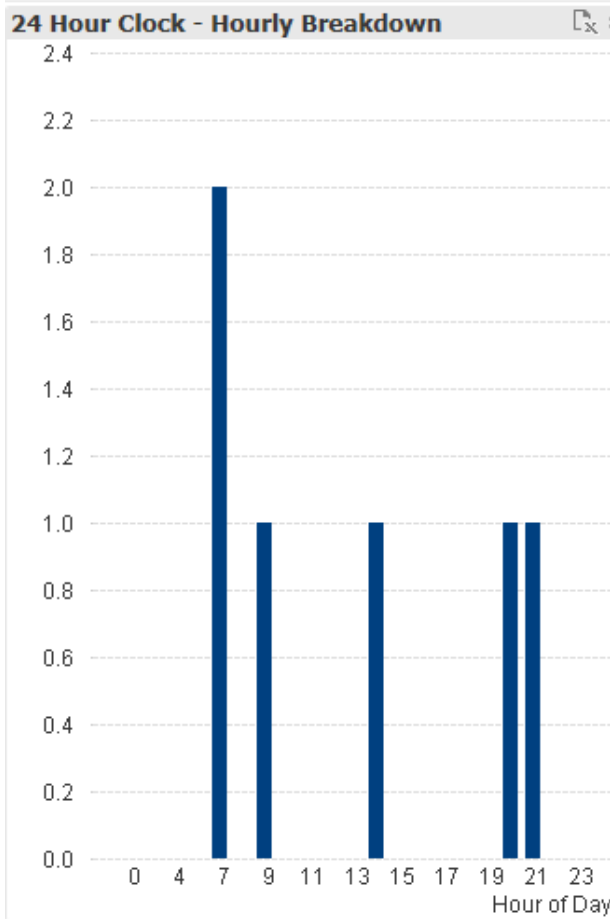
Geography/Reporting Year	13-14	14-15	15-16	16-17	17-18	18-19
† Ward						
Ellon & District	1	1	2	1	2	1
Mid Formartine	2	0	1	1	1	1
Turriff & District	1	1	3	1	3	4
<b>Total</b>	<b>4</b>	<b>2</b>	<b>6</b>	<b>3</b>	<b>6</b>	<b>6</b>



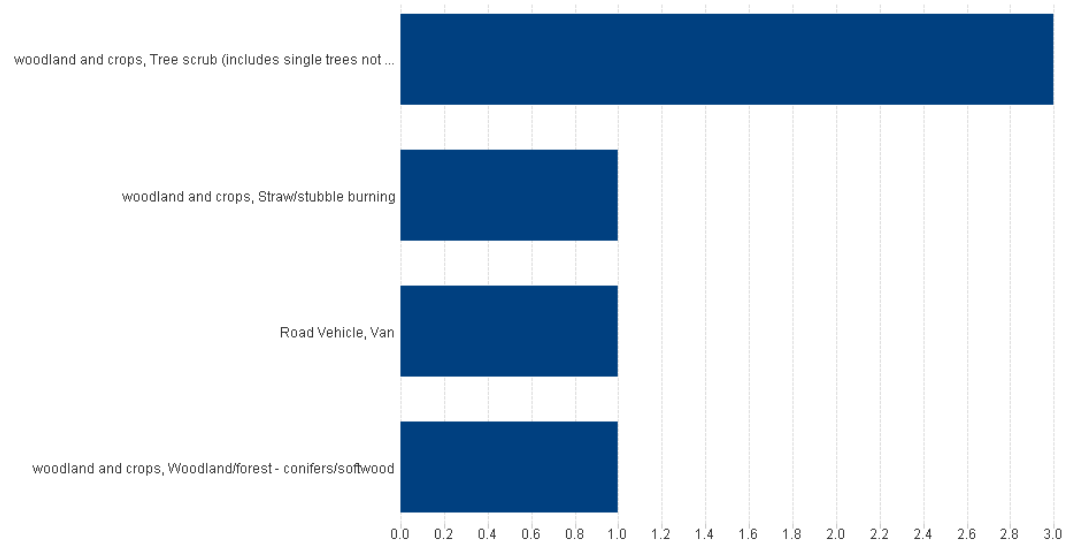
**SCOTTISH**  
**FIRE AND RESCUE SERVICE**  
Working together for a safer Scotland



Two out of the six incidents that have occurred during this period have taken place between 2000 hours and 2100 hours. (This can be seen in the figure below).



### Property Types





**SCOTTISH**  
**FIRE AND RESCUE SERVICE**  
Working together for a safer Scotland



### Unintentional Harm and Home Safety

Reducing unintentional harm and improving home safety remain a priority for the SFRS. The chart below shows that the number of Accidental Dwelling Fires within the area have remained relatively static over the period.

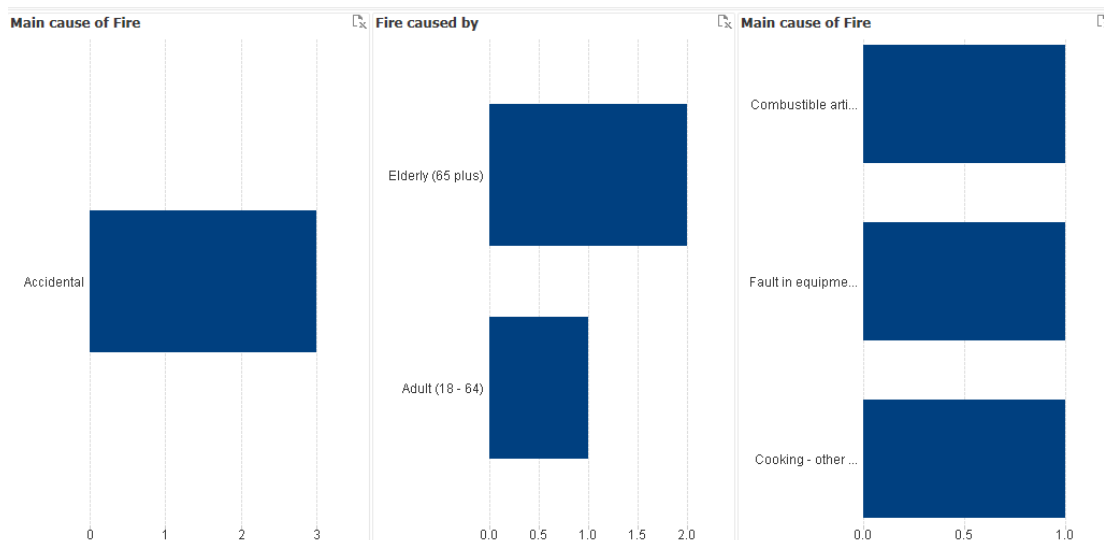
2bi - All Accidental Dwelling Fires ▶ Aberdeenshire, Moray ▶ Aberdeenshire ▶ Aberdeenshire Policy & Resources (Formartin... |



The table below shows the breakdown of Accidental Dwelling Fires down to ward level. It can be seen from the table that the number of accidental dwelling fires over the current period have occurred in all three areas.

Geography/Reporting Year	13-14	14-15	15-16	16-17	17-18	18-19
† Ward						
Ellon & District	1	1	5	5	3	1
Mid Formartine	1	0	0	0	2	1
Turriff & District	3	7	3	2	2	1
<b>Total</b>	<b>5</b>	<b>8</b>	<b>8</b>	<b>7</b>	<b>7</b>	<b>3</b>

It can be seen from the chart below that the 3 accidental dwelling fires that occurred resulted from Combustible articles close to the heat source, faulty equipment and cooking.



Home Fire Safety Visits continue to be our primary method for reducing accidental dwelling fires. During this period we have delivered the following HFSV's.

Area	Total Visits	High Risk	Medium Risk	Low Risk
Ellon and District	23	7 (70%)	9 (75%)	7 (50%)
Mid Formartine	6	1 (10%)	3 (25%)	2 (14%)
Turriff and District	7	2 (20%)	0	5 (36%)
<b>Totals</b>	<b>36</b>	<b>10 (28%)</b>	<b>12 (33%)</b>	<b>14 (39%)</b>



**SCOTTISH**  
**FIRE AND RESCUE SERVICE**  
Working together for a safer Scotland



We are continuing to work with our Partners through Local Community Planning Arrangements and the Health and Social Care Partnership to increase the number of High Risk Referrals made for Home Fire Safety Visits. This is a critical piece of work as delivering these visits to the people that are most in need.

### Accidental Dwelling Fire Casualties

It is pleasing to note that during this reporting period there have been no casualties as a result of accidental dwelling fires. The table below shows how this compares to the previous five years.

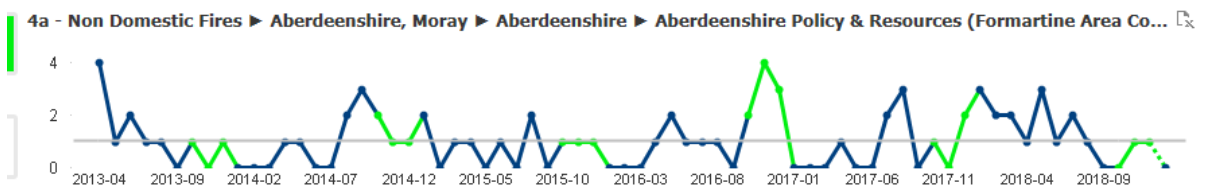
Geography/Reporting Year	13-14	14-15	15-16	16-17	17-18	18-19
↑ Ward						
Ellon & District	0	0	0	0	0	0
Mid Formartine	0	0	0	0	1	0
Turriff & District	1	0	0	0	0	0
<b>Total</b>	<b>1</b>	<b>0</b>	<b>0</b>	<b>0</b>	<b>1</b>	<b>0</b>

Although the number of casualties remains low we will not become complacent and will continue refining our HFSV process to ensure casualty numbers are minimised.

### Non Domestic Fires

During this period there has been 2 non domestic fires in the area, the table and chart below allows for comparison with this and the same reporting period for the previous five years.

Geography/Reporting Year	13-14	14-15	15-16	16-17	17-18	18-19
↑ Ward						
Ellon & District	1	1	1	3	1	0
Mid Formartine	1	0	1	1	1	1
Turriff & District	0	3	1	5	1	1
<b>Total</b>	<b>2</b>	<b>4</b>	<b>3</b>	<b>9</b>	<b>3</b>	<b>2</b>

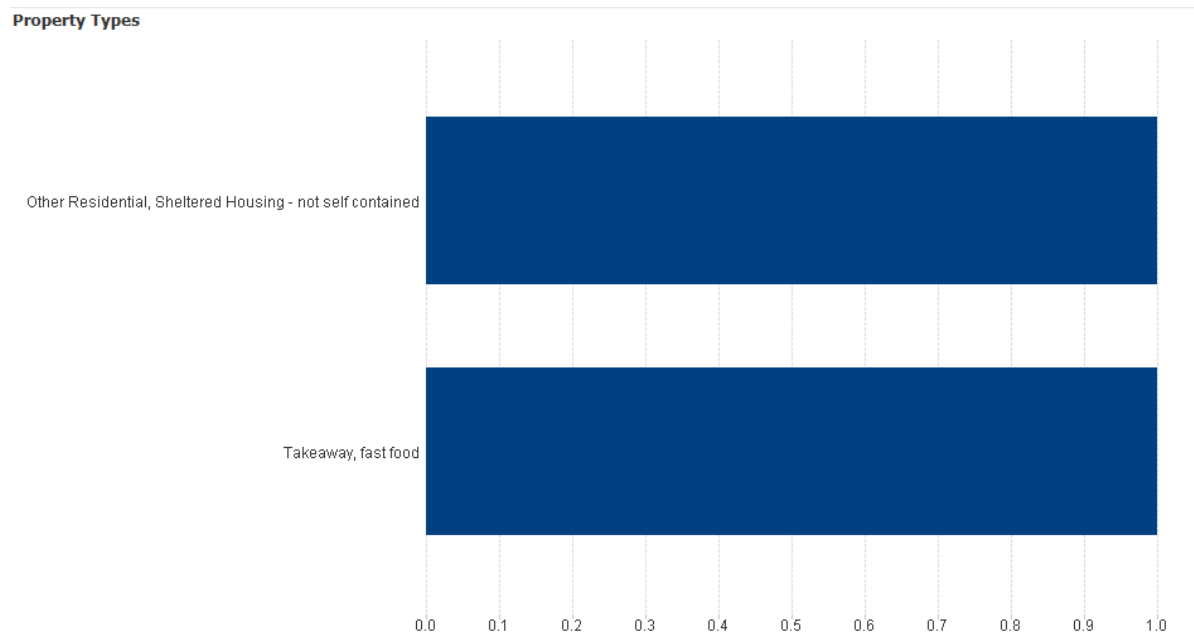




**SCOTTISH**  
**FIRE AND RESCUE SERVICE**  
Working together for a safer Scotland



The chart below shows the property types where these incidents occurred:



### Non-Fire Emergencies

The modern Fire and Rescue Service attends many incidents that are not fires. This section provides information in relation to the non-fire emergencies to allow members to see both how we are progressing in this area and the variety of non-fire emergencies that crews within the local area deal with.

The table and chart below show how we are progressing in comparison with the previous five years.

Geography/Reporting Year	13-14	14-15	15-16	16-17	17-18	18-19
† Ward						
Ellon & District	8	1	5	8	3	9
Mid Formartine	8	8	5	4	10	2
Turriff & District	2	4	7	3	4	6
<b>Total</b>	<b>18</b>	<b>13</b>	<b>17</b>	<b>15</b>	<b>17</b>	<b>17</b>

5 - All Special Service Incidents ▶ Aberdeenshire, Moray ▶ Aberdeenshire ▶ Aberdeenshire Policy & Resources (Formartine...)

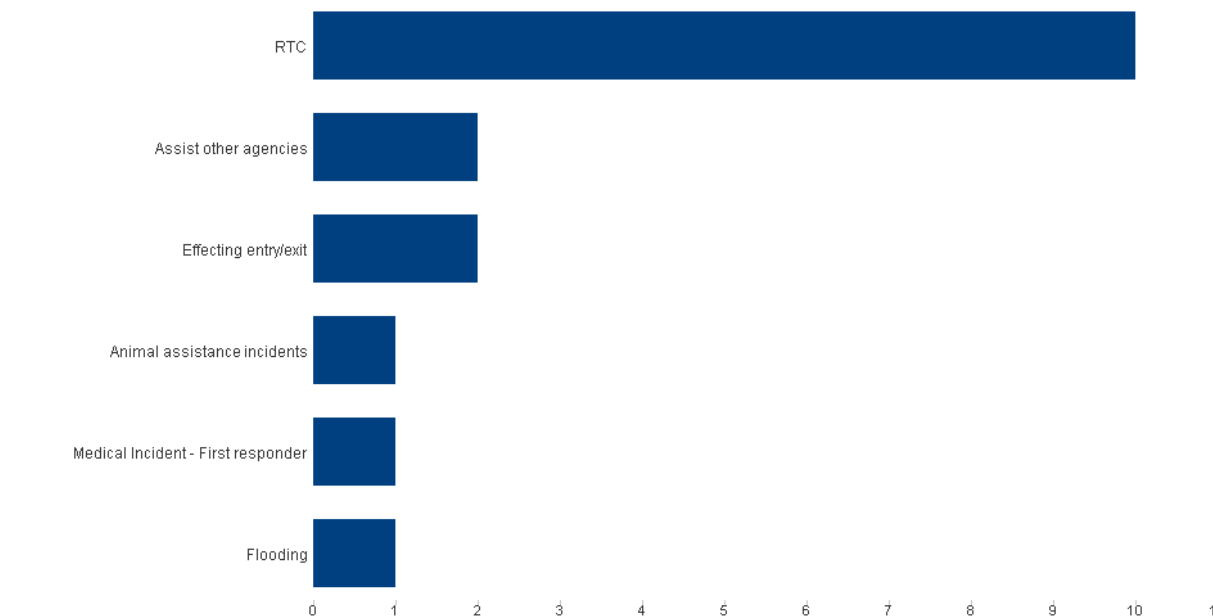




**SCOTTISH**  
**FIRE AND RESCUE SERVICE**  
Working together for a safer Scotland



The chart below shows the number and different categories of Non-Fire Emergencies that the Service have responded to in the Formartine Area during the reporting period;



We continue working with both partners and local communities to reduce the number of Non-Fire Emergencies in the Area and to ensure that there is an effective response when an incident does occur.

### Casualties resulting from Road Traffic Collisions

It is pleasing to note that there have been no Fatal Casualties as a result of Road Traffic Collisions during this reporting period.

We have also seen an increase in the number of Non-Fatal Casualties from RTC's during this period and the table below provides information for comparison over the previous 5 years;

Geography/Reporting Year	13-14	14-15	15-16	16-17	17-18	18-19
↑ Ward						
Eilon & District	11	3	3	6	0	2
Mid Formartine	10	8	2	1	5	0
Turriff & District	0	1	7	1	1	0
<b>Total</b>	<b>21</b>	<b>12</b>	<b>12</b>	<b>8</b>	<b>6</b>	<b>2</b>

### Unwanted Fire Alarm Signals (UFAS)

Reducing the number of unwanted fire alarm signals is a priority for the area. Reducing this type of incident has a positive impact on local employers by reducing the interruption to businesses and the wider community by reducing Road Risk through the reduction in the number of Blue light journeys made while responding to incidents that turn out to be a false alarm.





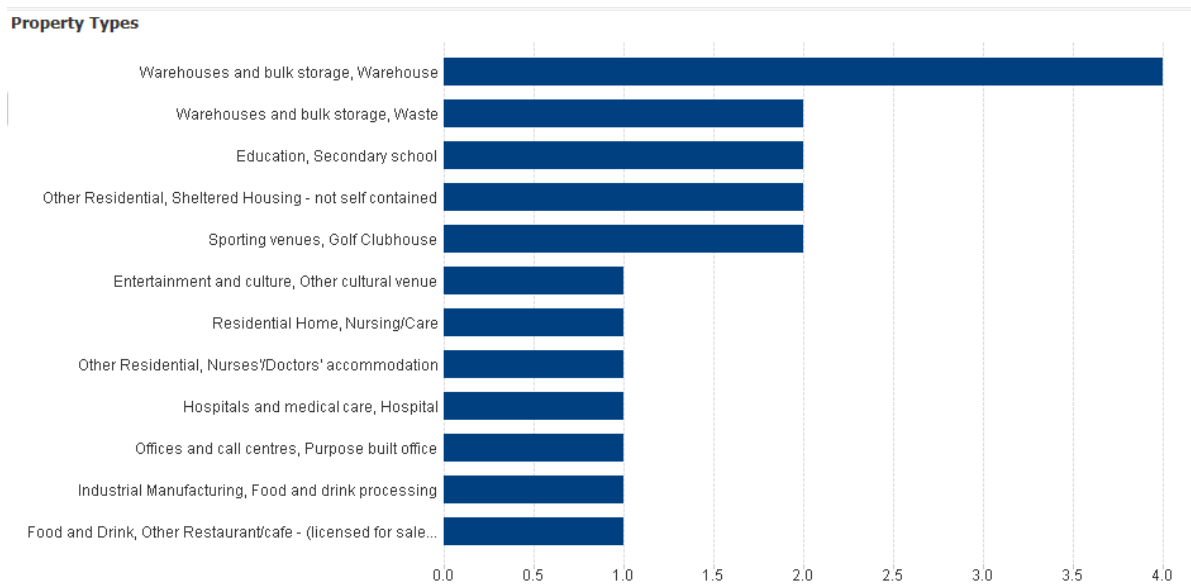
**SCOTTISH**  
**FIRE AND RESCUE SERVICE**  
Working together for a safer Scotland



We continue working on this priority with business owners and occupiers and the progress can be seen in the table below;

Geography/Reporting Year	13-14	14-15	15-16	16-17	17-18	18-19
† Ward						
Ellon & District	2	4	12	7	13	12
Mid Formartine	0	6	12	7	6	3
Turriff & District	1	10	1	6	3	4
<b>Total</b>	<b>3</b>	<b>20</b>	<b>25</b>	<b>20</b>	<b>22</b>	<b>19</b>

The chart below shows the property types where UFAS Incidents have occurred during this reporting period



In line with our policy for Reducing Unwanted Fire Alarm Signals, all operational crews provide advice and guidance to occupiers / owners every time that they attend an Unwanted Fire Alarm. In cases where there is no improvement we provide occupiers / owners with additional advice from our specialist Fire Safety Enforcement Officers to assist them in resolving the issue.

#### Establishment – Formartine Area

Station	Establishment Figures
Oldmeldrum	11 (1 over establishment) 1 in system
Ellon	17 (3 under establishment) 2 in system
Turriff	16 (4 under establishment) 3 in system

**Rural Fulltime Watch Manager Post** – The introduction of this new fulltime post is part of the continuing Transformation work undertaken by SFRS, and their main aim is to provide support to a cluster of Retained Duty Stations within the LSO Area. The first batch of 18 has been employed across Scotland, with two based in Aberdeenshire and Moray. The initial cluster takes in Oldmeldrum, with numerous other vacancies/clusters being planned over the next two years.



**SCOTTISH**  
**FIRE AND RESCUE SERVICE**  
Working together for a safer Scotland



Their main tasks include:

- Maintaining availability at RDS Stations within the cluster
- Training support for RDS Stations
- Risk based community safety activities within local communities
- Gathering and management of operational risk information
- Supporting recruitment of RDS staff
- General administrative assistance to Stations.