



REPORT TO FORMARTINE AREA COMMITTEE – 4 SEPTEMBER 2018

SCOTTISH FIRE AND RESCUE SERVICE – FORMARTINE AREA COMMITTEE PERFORMANCE REPORT FOR Q1 1 APRIL – 30 JUNE 2018

1. Recommendations

It is recommended that the Area Committee:

- 1. Acknowledge and discuss the attached performance report relating to the period,**
- 2. Acknowledge and discuss any local operational matters arising, together with key resource issues, as detailed within appendices attached to this report, and**
- 3. Provide comments on the revised format of the report.**

2. Background / Discussion

- 2.1 The main purpose of this report is to inform members how the Scottish Fire & Rescue Service is performing locally in Formartine against key performance measures and associated targets, as set out in the Aberdeenshire Local Fire and Rescue Plan and Formartine Multi-Member Ward Plan.
- 2.2 The summary report (see appendix 1) will provide a regular opportunity for Elected Members to discuss fire and rescue activities, in the local area in order to achieve good outcomes for the residents of Formartine.
- 2.3 Following feedback from Committees the Scottish Fire and Rescue Service has changed the reporting format. It is envisaged that future reports will contain more commentary alongside the figures and graphics.

3 Scheme of Governance

- 3.1 The Committee is able to consider this item in terms of Section B.1.8 of the List of Committee Powers in Part 2A of the Scheme of Governance as the Area Committee is authorised to consider the performance of Scottish Fire and Rescue Service and to make any necessary recommendations to the appropriate Policy committee or governing body.

4. Staffing and Financial and Equalities Implications

- 4.1 An equality impact assessment is not required because the report is to inform committee on performance and there will be no differential impact, as a result of the report, on people with protected characteristics.
- 4.2 There are no staffing and financial implications from this report.
- 4.3 There are no direct risk implications for the Council as this report is in relation to the performance reporting of an external organisation.

Ian Findlay

Local Senior Officer

Aberdeenshire and Moray

Formartine Area Committee April to June 2018

Ritchie Johnson

Director of Business Services



Introduction

From 1st April 2018 to 30th June 2018 there have been 81 incidents within the Formartine Area;

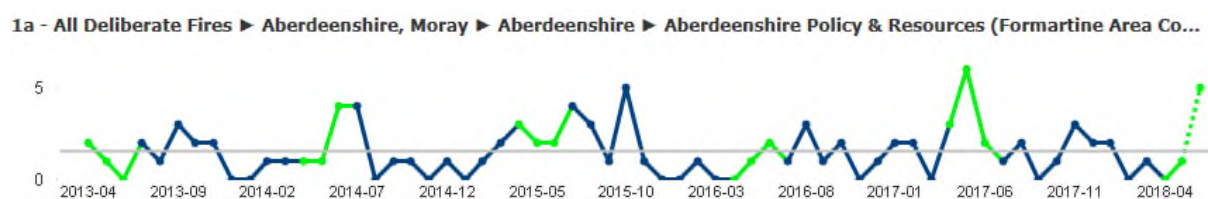
- 81 Incidents
- 0 Fire Fatalities
- 0 Non-fatal fire casualties
- 6 Accidental Dwelling Fires
- 1 RTC Casualties
- 6 Deliberate Fires
- 20 Accidental Fires
- 5 Non-Domestic Fires
- 4 Special Service Incidents
- 39 False Alarms

The Aberdeenshire Management Team and staff within the area are committed to working with Communities and Partners to reduce all types of incidents and continue working to make Formartine a safe place to Work in, Live in and Visit.

This report provides the Formartine Area Committee with an overview of performance within the area and what the service are doing in partnership with both communities and partners to continuously improve performance within the area.

Deliberate Fires

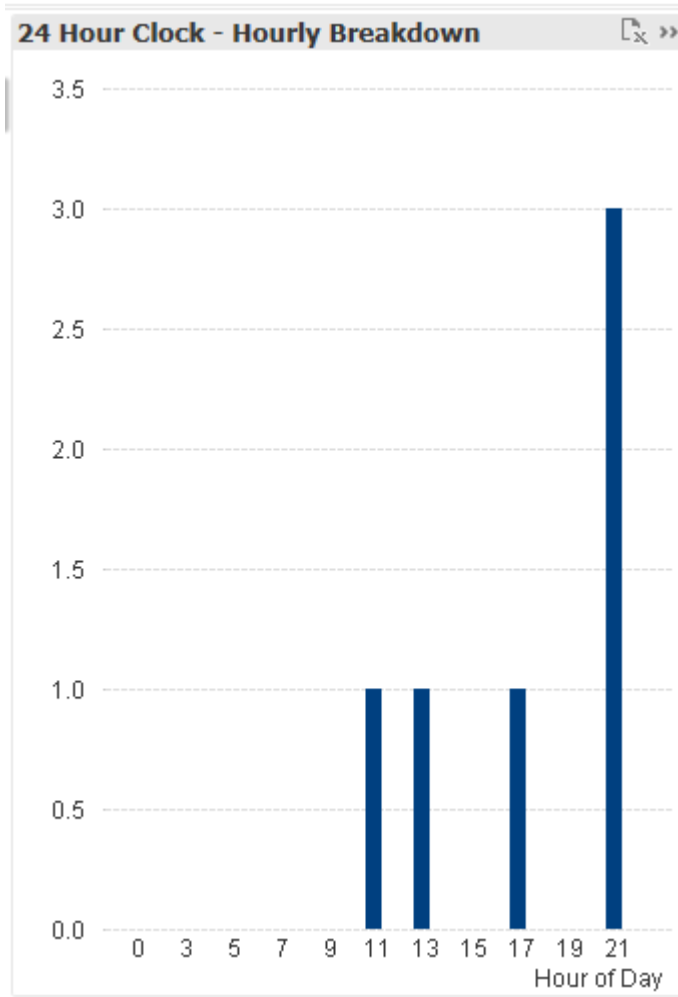
Reducing Deliberate Fires is a priority for the Scottish Fire and Rescue Service within the Formartine Area. The chart below shows that we are making progress towards this objective (the sections of the chart coloured green represent April to June from 2013/14 to 2018/19).



The table below shows the breakdown of Deliberate Fires throughout the Formartine area down to ward level. It can be seen from the table that the deliberate fires over the current period have occurred in the Ellon and District and District area.

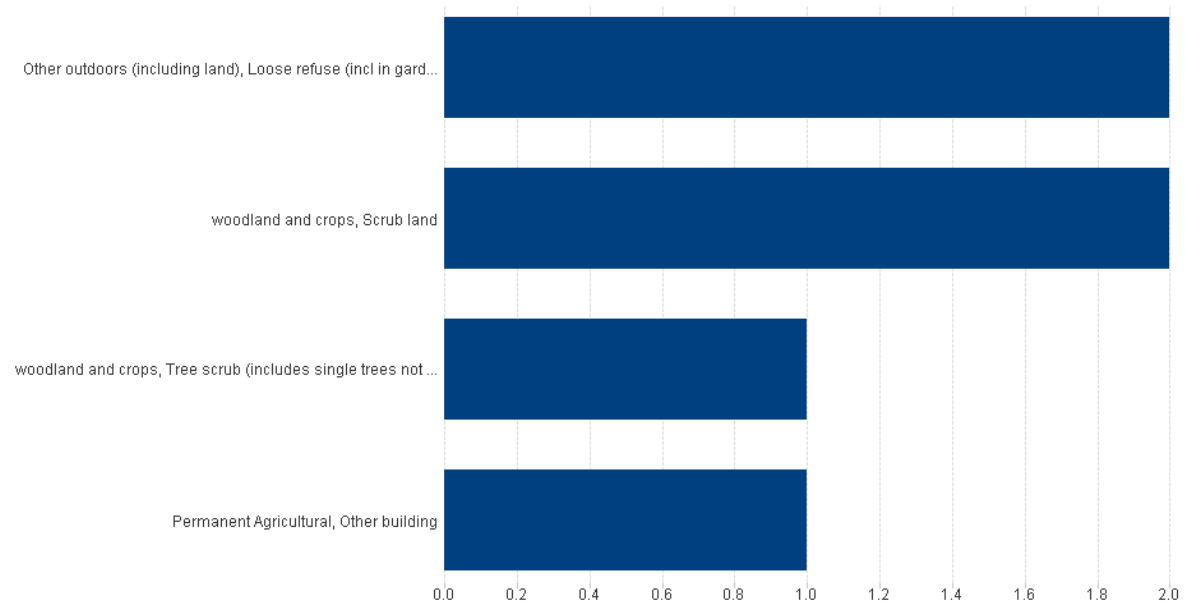
Geography/Reporting Year	13-14	14-15	15-16	16-17	17-18	18-19
↑ Ward						
Ellon & District	2	1	3	1	3	4
Mid Formartine	1	5	2	1	4	2
Turriff & District	0	0	2	1	4	0
Total	3	6	7	3	11	6

Three out of the 6 incidents that have occurred during this period have taken place at 2100 hours. (This can be seen in the figure below).



Given the time of day and the type of fires that have occurred then

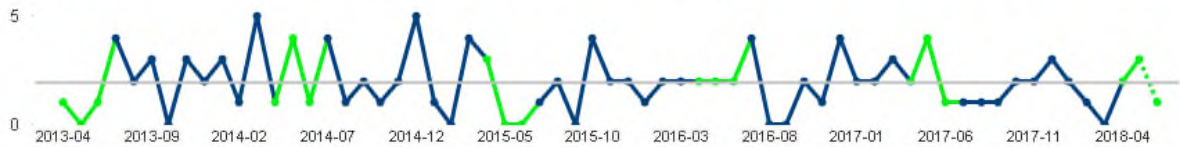
Property Types



Unintentional Harm and Home Safety

Reducing unintentional harm and improving home safety remain a priority for the SFRS. The chart below shows that the number of Accidental Dwelling Fires within the area have remained relatively static over the period.

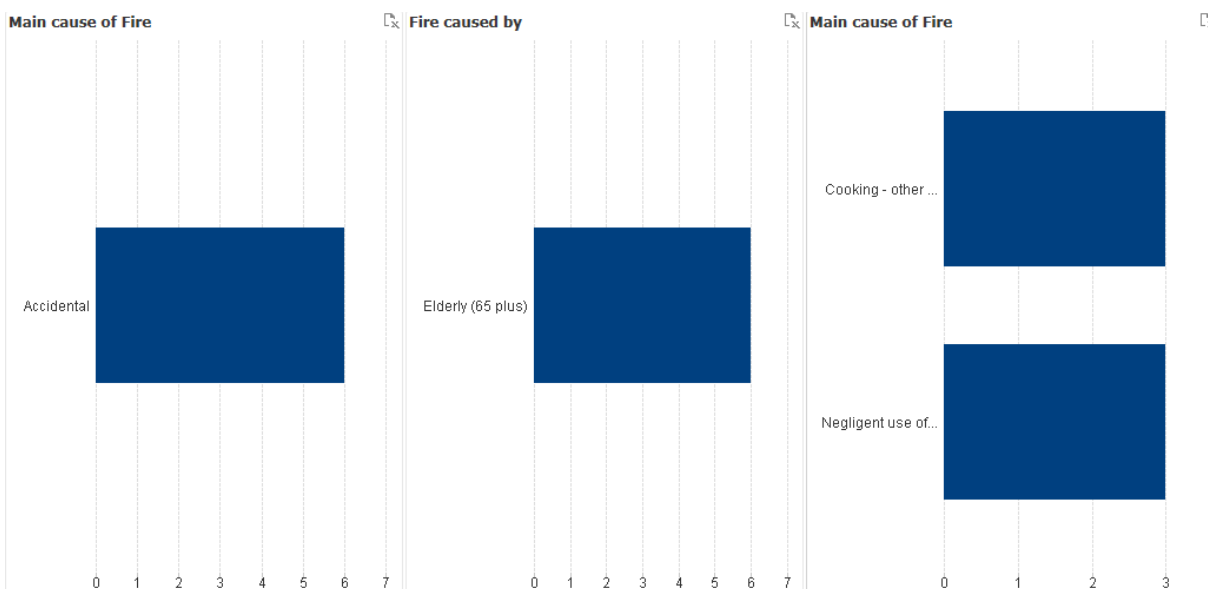
2bi - All Accidental Dwelling Fires ▶ Aberdeenshire, Moray ▶ Aberdeenshire ▶ Aberdeenshire Policy & Resources (Formartin...



The table below shows the breakdown of Accidental Dwelling Fires down to ward level. It can be seen from the table that the number of accidental dwelling fires over the current period have occurred in the Ellon and District area. 5 within Sheltered Housing 2 of which were cooking left unattended.

Geography/Reporting Year	13-14	14-15	15-16	16-17	17-18	18-19
↑ Ward						
Ellon & District	1	2	0	0	2	3
Mid Formartine	0	1	2	4	1	1
Turriff & District	1	3	1	2	4	2
Total	2	6	3	6	7	6

It can be seen from the chart below that the 6 accidental dwelling fires that occurred resulted from negligent use of equipment and appliances and from cooking. There will be a greater focus on cooking related fires and distraction during Home Fire Safety Visits, and when attending Public Events.



Home Fire Safety Visits continue to be our primary method for reducing accidental dwelling fires. During this period we have delivered the following HFSV's.

Area	Total Visits	High Risk	Medium Risk	Low Risk
Ellon and District	19	6 (32%)	9 (47%)	4 (21%)
Mid Formartine	12	10 (84%)	1 (8%)	1 (8%)
Turriff and District	8	3 (38%)	4 (50%)	1 (12%)
Totals	39	19 (49%)	14 (36%)	6 (15%)

We are continuing to work with our Partners through Local Community Planning Arrangements and the Health and Social Care Partnership to increase the number of High Risk Referrals made for Home Fire Safety Visits. This is a critical piece of work as delivering these visits to the people that are most in need.

Accidental Dwelling Fire Casualties

It is pleasing to note that during this reporting period there have been no casualties as a result of accidental dwelling fires. The table below shows how this compares to the previous five years.

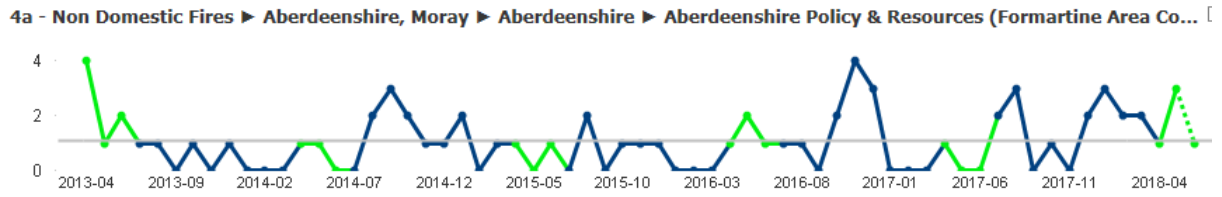
Geography/Reporting Year	13-14	14-15	15-16	16-17	17-18	18-19
↑ Ward						
Ellon & District	2	0	0	0	2	0
Mid Formartine	0	0	0	0	0	0
Turriff & District	0	1	0	0	0	0
Total	2	1	0	0	2	0

Although the number of casualties remains low we will not become complacent and will continue refining our HFSV process to ensure casualty numbers are minimised.

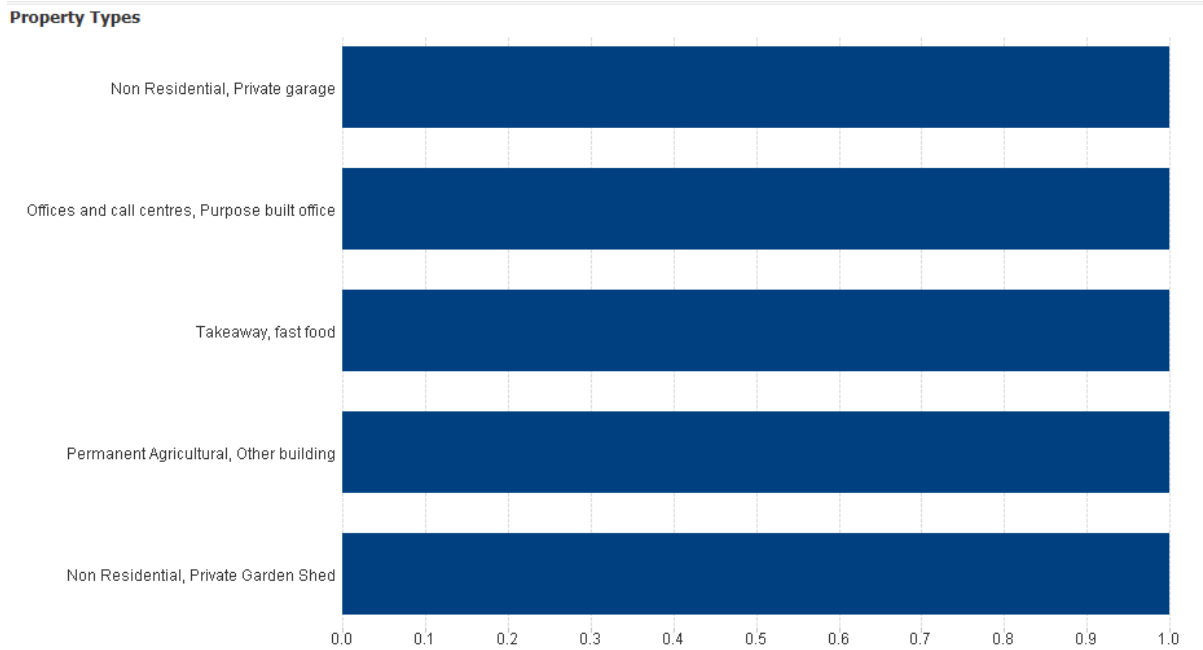
Non Domestic Fires

During this period there has been 5 non domestic fires in the area, the table and chart below allows for comparison with this and the same reporting period for the previous five years.

Geography/Reporting Year	13-14	14-15	15-16	16-17	17-18	18-19
↑ Ward						
Ellon & District	2	0	0	2	0	3
Mid Formartine	0	0	2	2	0	2
Turriff & District	5	2	0	0	1	0
Total	7	2	2	4	1	5



The chart below shows the property types where these incidents occurred:



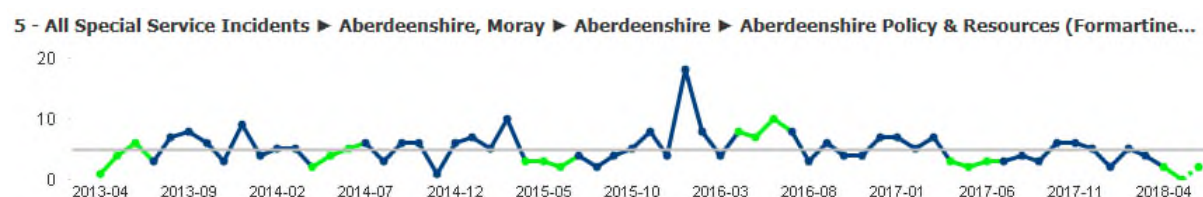
Non-Fire Emergencies

The modern Fire and Rescue Service attends many incidents that are not fires.

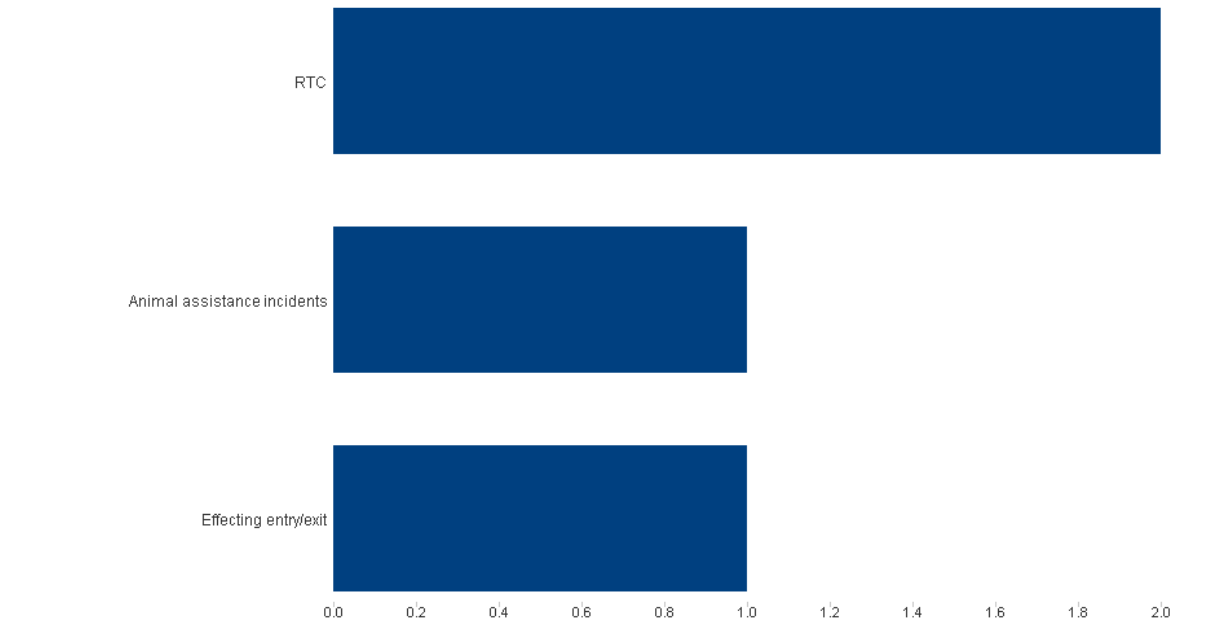
This section provides information in relation to the non-fire emergencies to allow members to see both how we are progressing in this area and the variety of non-fire emergencies that crews within the local area deal with.

The table and chart below show how we are progressing in comparison with the previous five years.

Geography/Reporting Year	13-14	14-15	15-16	16-17	17-18	18-19
↑ Ward						
Ellon & District	2	5	2	5	4	3
Mid Formartine	5	5	4	11	2	0
Turriff & District	4	1	2	9	2	1
Total	11	11	8	25	8	4



The chart below shows the number and different categories of Non-Fire Emergencies that the Service have responded to in the Formartine Area during the reporting period:



We continue working with both partners and local communities to reduce the number of Non-Fire Emergencies in the Area and to ensure that there is an effective response when an incident does occur.

Casualties resulting from Road Traffic Collisions

It is pleasing to note that there have been no Fatal Casualties as a result of Road Traffic Collisions during this reporting period.

We have also seen a reduction in the number of Non-Fatal Casualties from RTC's during this period and the table below provides information for comparison over the previous 5 years:

Geography/Reporting Year	13-14	14-15	15-16	16-17	17-18	18-19
↑ Ward						
Ellon & District	2	4	1	2	10	1
Mid Formartine	6	4	3	8	1	0
Turriff & District	1	0	2	2	0	0
Total	9	8	6	12	11	1

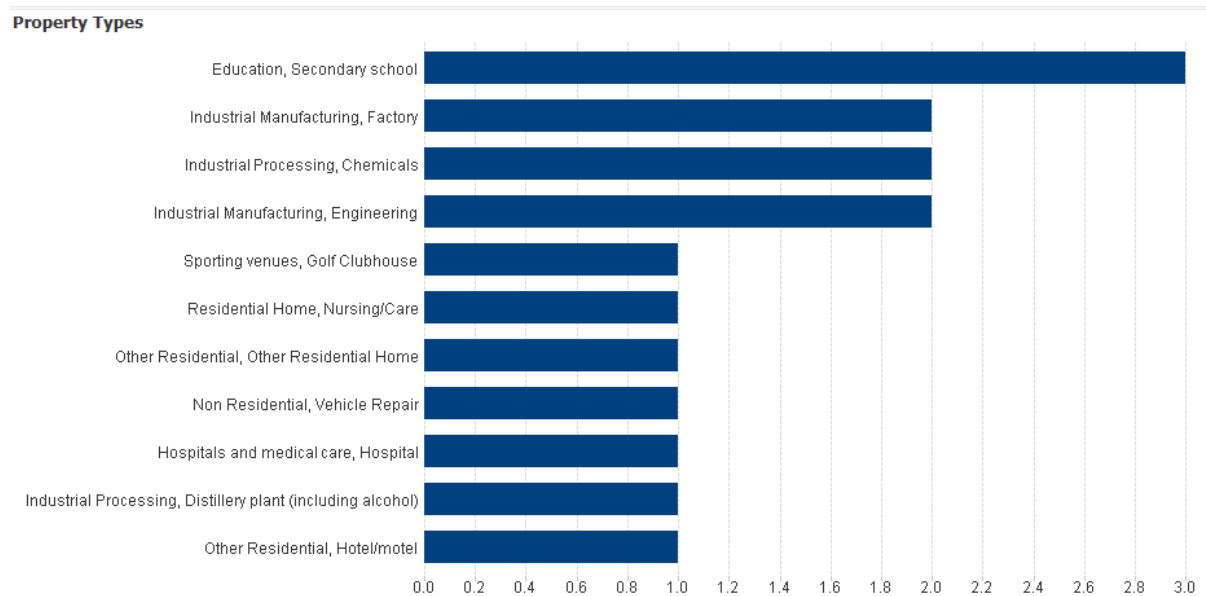
Unwanted Fire Alarm Signals (UFAS)

Reducing the number of unwanted fire alarm signals is a priority for the area. Reducing this type of incident has a positive impact on local employers by reducing the interruption to businesses and the wider community by reducing Road Risk through the reduction in the number of Blue light journeys made while responding to incidents that turn out to be a false alarm.

We continue working on this priority with business owners and occupiers and the progress can be seen in the table below;

Geography/Reporting Year	13-14	14-15	15-16	16-17	17-18	18-19
↑ Ward						
Ellon & District	1	4	3	8	2	8
Mid Formartine	3	5	2	3	6	5
Turriff & District	4	7	8	5	0	3
Total	8	16	13	16	8	16

The chart below shows the property types where UFAS Incidents have occurred during this reporting period



In line with our policy for Reducing Unwanted Fire Alarm Signals, all operational crews provide advice and guidance to occupiers / owners every time that they attend an Unwanted Fire Alarm. In cases where there is no improvement we provide occupiers / owners with additional advice from our specialist Fire Safety Enforcement Officers to assist them in resolving the issue.

Establishment – Formartine Area

Station	Establishment Figures
Oldmeldrum	7 plus 3 Candidates
Ellon	16 plus 2 Candidates
Turriff	16