



SCOTTISH
FIRE AND RESCUE SERVICE
Working together for a safer Scotland

Aberdeenshire
COUNCIL 

REPORT TO FORMARTINE AREA COMMITTEE – 13 SEPTEMBER 2022

SCOTTISH FIRE AND RESCUE SERVICE – FORMARTINE AREA COMMITTEE PERFORMANCE REPORT FOR Q1 1 APRIL – 30 JUNE 2022

1 Executive Summary/Recommendations

1.1 The reason for this report is to inform Members how the Scottish Fire and Rescue Service is performing locally in Formartine against key performance measures and associated targets, as set out in the Aberdeenshire Local Fire and Rescue Plan and Formartine Multi-Member Ward Plan.

1.2 The Committee is recommended to:

1.2.1 **acknowledge and discuss the attached performance report at Appendix 1 to this Report relating to the period 1 April to 30 June 2022, and**

1.2.2. **acknowledge and discuss any local operational matters arising, together with key resource issues, as detailed within Appendix 1 to this Report.**

2 Decision Making Route

2.1 Since it became a single service for Scotland, the Scottish Fire and Rescue Service (SFRS) has provided quarterly information on its performance and activities to Formartine Area Committee both formally and informally, in terms of key performance measures and associated targets set out in the Aberdeenshire Local Fire and Rescue Plan and Formartine Multi-Member Ward Plan.

3. Discussion

3.1 **Appendix 1** to this Report provides performance information for this Area. It gives the opportunity for Elected Members to discuss fire and rescue performance and activities in the local area and provide comments for the SFRS in order to ensure that good outcomes are achieved for the residents of Formartine.

4. Council Priorities, Implications and Risk

4.1 This Report helps deliver the following Council Priorities:

- Our Economy
- Our Environment

Further information can be found here:

<https://www.aberdeenshire.gov.uk/council-and-democracy/council-plan/delivering-our-priorities-across-services/>

4.2 The Table below shows whether risks and implications apply -

Subject	Yes	No	N/A
Financial			X
Staffing			X
Equalities and Fairer Duty Scotland			X
Children and Young People's Rights and Wellbeing			X
Climate Change and Sustainability			X
Health and Wellbeing			X
Town Centre First			X

4.3 There are no direct staffing or financial implications as this Report is in relation to the performance reporting of an external organisation.

4.4 An integrated impact assessment is not required because the reason for the report is for the committee to note the performance of an external organisation and it does not have a differential impact on any of the protected characteristics.

4.5 There are no direct risk implications for the Council as this report is in relation to the performance reporting of an external organisation.

5. Scheme of Governance

5.1 The Head of Finance and Monitoring Officer within Business Services have been consulted in the preparation of this report. Their comments are incorporated within the report and they are satisfied that the report complies with the Scheme of Governance relevant legislation.

5.2 The Committee is able to consider this item in terms of Section B.1.7 of the List of Committee Powers in Part 2A of the Scheme of Governance as the Area Committee is authorised to consider the performance of Scottish Fire and Rescue Service and to make any necessary recommendations to the appropriate Policy Committee or governing body.

Chay Ewing
Local Senior Officer
ACAM (Aberdeen City, Aberdeenshire & Moray)

Ritchie Johnson
Director of Business Services

Formartine Area Committee April to June 2022

Introduction

From 1 April to 30 June 2022, there have been 88 incidents within the Formartine Area:

- 8 Deliberate Fires
- 19 Accidental Fires
- 17 Special Service Incidents
- 44 False Alarms

As a result these incidents have been:

- 0 Fire Fatalities
- 2 Non-fatal fire casualties
- 6 Accidental Dwelling Fires
- 3 Non-Domestic Fire
- 11 RTC Casualties

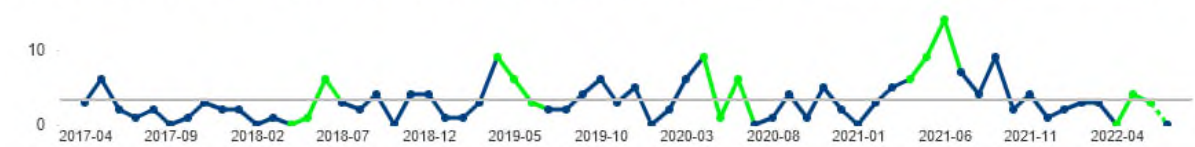
The Aberdeenshire Management Team and staff within the area are committed to working with Communities and Partners to reduce all types of incidents and continue working to make Formartine a safe place to work, live in and visit.

This report provides the Formartine Area Committee with an overview of performance within the area and what the Service are doing in partnership with both communities and partners to continuously improve performance within the area.

Deliberate Fires

Reducing Deliberate Fires is a priority for the Scottish Fire and Rescue Service within the Formartine Area. The chart and table below shows a substantial decrease in Deliberate Fires in comparison to the previous 3 years. (the sections of the chart coloured green represent April to June from (2018/19 – 2022/23)).

1a - All Deliberate Fires ▶ Aberdeen City, Aberdeenshire and Moray ▶ Aberdeenshire ▶ Aberdeenshire Policy & Resources (F... 



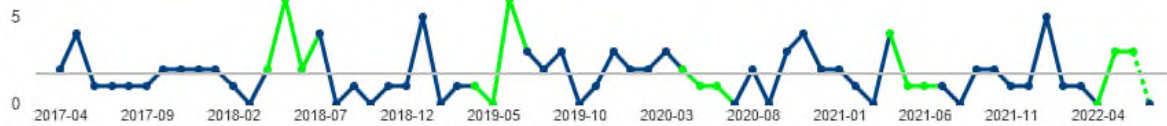
The table below shows the breakdown of Deliberate Fires throughout the Formartine area relevant to Ward Area. The figure has decreased compared to the previous 3 years especially in the Mid-Formartine area.

Ward	2018-19	2019-20	2020-21	2021-22	2022-23
Ellon & District	4	10	7	5	2
Mid Formartine	3	4	6	18	1
Turriff & District	0	4	3	6	5
Total	7	18	16	29	8

Unintentional Harm and Home Safety

Reducing unintentional harm and improving home safety remain a priority for the SFRS. The number of Accidental Dwelling fires has remained steady in comparison to the previous year. The chart below shows the number of Accidental Dwelling Fires in comparison to previous years.

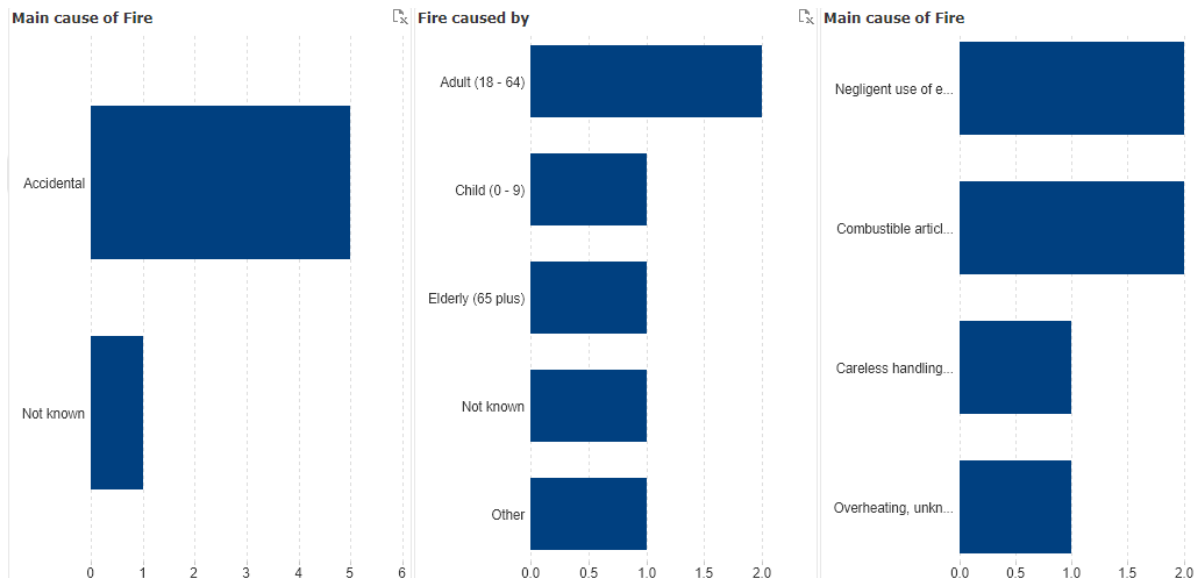
2bi - All Accidental Dwelling Fires ▶ Aberdeen City, Aberdeenshire and Moray ▶ Aberdeenshire ▶ Aberdeenshire Policy & Re...



The table below shows the breakdown of Accidental Dwelling Fires down to ward level. It can be seen from the table that the number of accidental dwelling fires remained static compared with previous year.

Geography/ Reporting Year							
Ward			2018-19	2019-20	2020-21	2021-22	2022-23
Ellon & District			3	5	3	3	2
Mid Formartine			1	0	1	1	2
Turriff & District			6	2	0	2	2
Total			10	7	4	6	6

The causes of the Accidental Dwelling fires within this reporting period are shown below.



Home Fire Safety Visits continue to be our primary method for reducing accidental dwelling fires. During this period, we have delivered the following HFSV's.

Area	Total Visits	High Risk	Medium Risk	Low Risk
Ellon and District	9	0 (0%)	6 (67%)	3 (33%)
Mid Formartine	14	5 (36%)	5 (36%)	4 (28%)
Turriff and District	9	3 (33%)	6 (67%)	0 (0%)
Total	32	8 (25%)	17 (53%)	7 (22%)

We have continued to deliver HFSV during the pandemic and continue to work closely with our Partners through Local Community Planning Arrangements and the Health and Social Care Partnership to increase the number of High Risk Referrals made for Home Fire Safety Visits. This is a critical piece of work as delivering these visits to the people that are most in need.

Accidental Dwelling Fire Casualties

During this reporting period, there have been two casualties as a result of accidental dwelling fires.

The table below shows the total has remained static compared to the previous year with one more incident in Ellon & District and one less incident in Turriff & District.

Geography/ Reporting Year							
Ward			2018-19	2019-20	2020-21	2021-22	2022-23
Ellon & District			0	1	0	1	2
Mid Formartine			0	0	0	0	0
Turriff & District			0	0	0	1	0
Total			0	1	0	2	2

Despite these low number of casualties within this reporting period, we will continue refining our HFSV process.

Non Domestic Fires

During this period there have been three non-domestic fires in the area. As indicated in the table below, this is a decrease on three of the previous four years

Geography/ Reporting Year							
Ward			2018-19	2019-20	2020-21	2021-22	2022-23
Ellon & District			3	4	1	1	1
Mid Formartine			2	0	0	1	0
Turriff & District			0	2	0	2	2
Total			5	6	1	4	3

4a - Non Domestic Fires ► Aberdeen City, Aberdeenshire and Moray ► Aberdeenshire ► Aberdeenshire Policy & Resources (...)

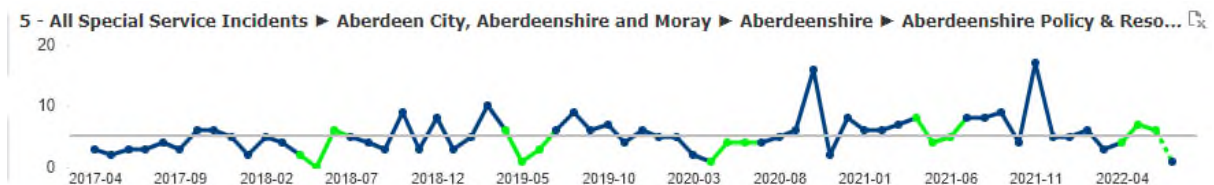


Non-Fire Emergencies

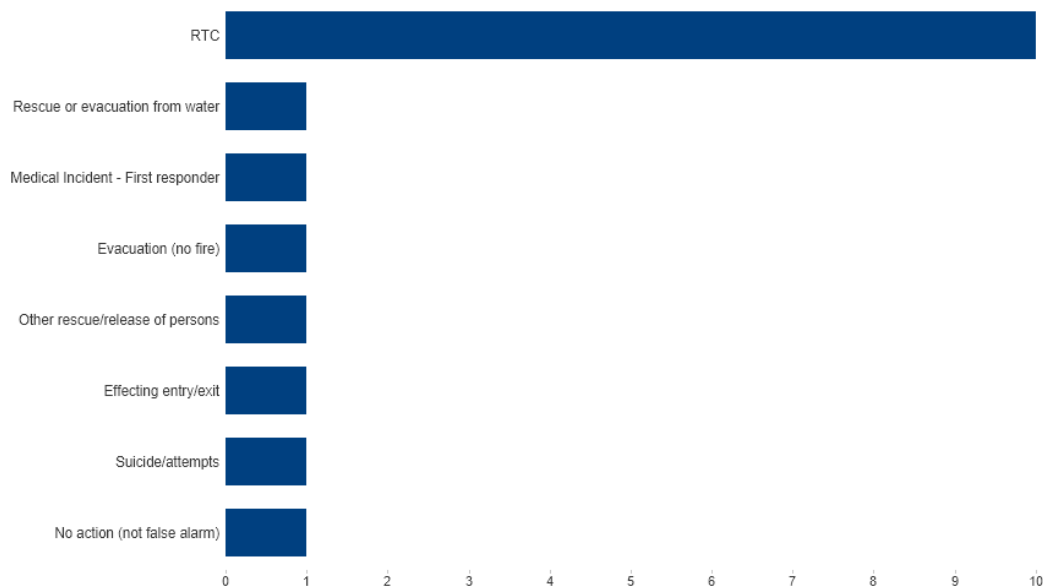
The modern Fire and Rescue Service attends many incidents that are not fires. This section provides information in relation to the non-fire emergencies to allow members to see both how we are progressing in this area and the variety of non-fire emergencies that crews within the local area deal with.

The table and chart below show how we are progressing in comparison with the previous four years. The figure for this year has remained static compared to the previous year.

Geography/ Reporting Year							
Ward			2018-19	2019-20	2020-21	2021-22	2022-23
Ellon & District			4	2	3	4	5
Mid Formartine			2	4	2	4	7
Turriff & District			2	4	4	9	5
Total			8	10	9	17	17



The chart below shows the number and different categories of Non-Fire Emergencies that the Service have responded to in the Formartine Area during the reporting period:



10 of the 17 incidents are related to RTC's.

We continue working with both partners and local communities to reduce the number of Non-Fire Emergencies in the Area and to ensure that there is an effective response when an incident does occur.

Casualties resulting from Road Traffic Collisions

There have been no Fatal casualties during this reporting period in the area as a result of a Road Traffic Collision. However, there has been 11 non-fatal casualties during this reporting period, and an increase when compared to the previous 4 years.

The table below reflects this showing the comparison over the 5 years:

Geography/ Reporting Year							
Ward			2018-19	2019-20	2020-21	2021-22	2022-23
Ellon & District			1	1	1	0	1
Mid Formartine			1	3	1	0	9
Turriff & District			0	0	0	1	1
Total			2	4	2	1	11

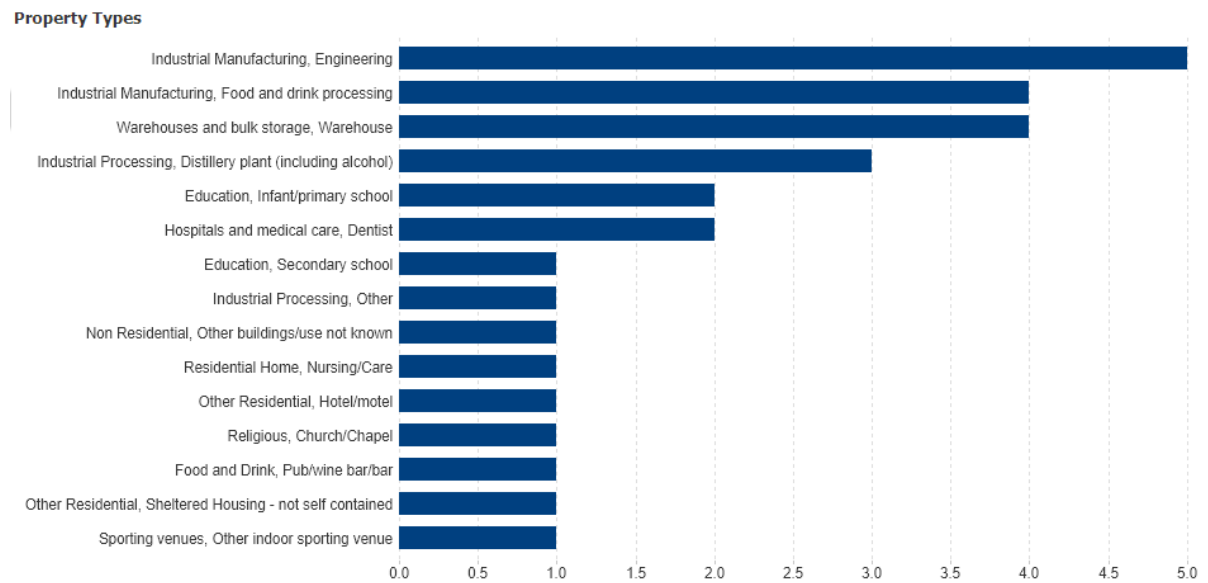
Unwanted Fire Alarm Signals (UFAS)

Reducing the number of unwanted fire alarm signals is a priority for the area. Reducing this type of incident has a positive impact on local employers by decreasing the interruption to businesses and the wider community. This also reduces road risk in relation to blue light journeys made while responding to incidents that turn out to be a false alarm.

We continue working on this priority with business owners and occupiers however figures show an increase compared to the previous 4 years.

Geography/ Reporting Year							
Ward			2018-19	2019-20	2020-21	2021-22	2022-23
Ellon & District			8	17	5	5	5
Mid Formartine			5	7	3	9	19
Turriff & District			3	2	4	3	6
Total			16	26	12	17	30

The chart below shows the property types where UFAS Incidents have occurred during this reporting period.



In line with our policy for Reducing Unwanted Fire Alarm Signals, all operational crews provide advice and guidance to occupiers/owners every time that they attend an Unwanted Fire Alarm. In cases where there is no improvement, we provide occupiers/owners with additional advice from our specialist Fire Safety Enforcement Officers to assist them in resolving the issue.

Establishment – Formartine Area

Station	Establishment Figures
Oldmeldrum	11
Ellon	16
Turriff	14