



SCOTTISH
FIRE AND RESCUE SERVICE
Working together for a safer Scotland

Aberdeenshire
COUNCIL



Business Services

REPORT TO BANFF AND BUCHAN AREA COMMITTEE - 28 SEPTEMBER 2021

SCOTTISH FIRE AND RESCUE SERVICE – BANFF AND BUCHAN AREA COMMITTEE PERFORMANCE REPORT FOR Q1 01 APRIL – 30 JUNE 2021

1. Reason for Report / Summary

The reason for this report is to inform members how Scottish Fire and Rescue Service is performing locally in Banff and Buchan against key performance measures and associated targets, as set out in the Aberdeenshire Local Fire and Rescue Plan and Banff and Buchan Multi-Member Ward Plan.

2. Recommendations

It is recommended that the Area Committee:

- 2.1 acknowledges and discusses the attached performance report at Appendix 1 to this report relating to the period 01 April to 30 June 2021**
- 2.2 acknowledges and discusses any local operational matters arising, together with key resource issues, as detailed within appendix 1 to this report.**

3. Purpose and Decision Making Route

- 3.1 Since it became a single service for Scotland, the Scottish Fire and Rescue Service has provided quarterly information on its performance and activities to Banff and Buchan Area Committee both formally and informally. Appendix 1 to this report provides performance information for this Area. It gives the opportunity for Elected members to discuss fire and rescue performance and activities in the local area in order to ensure that good outcomes are achieved for the residents of Banff and Buchan.

4. Council Priorities, Implications and Risks

- 4.1 This report helps deliver the following Council Priorities:
 - Our Economy
 - Our Environment

4.2 The table below shows whether risks and implications apply:

Subject	Yes	No	N/A
Financial			X
Staffing			X
Equalities			X
Fairer Scotland Duty			X
Town Centre First		X	
Sustainability			X
Children and Young People's Rights and Well-being			X

4.3 An Integrated Impact Assessment is not required because the reason for the report is for the Committee to take note and it does not have a differential impact on any of the protected characteristics.

4.4 There are no direct risk implications for the Council as this report is in relation to the performance reporting of an external organisation.

5. Scheme of Governance

5.1 The Committee can consider this item in terms of Section B.1.7 of the List of Committee Powers in Part 2A of the Scheme of Governance as the Area Committee is authorised to consider the performance of Scottish Fire and Rescue Service and to make any necessary recommendations to the appropriate Policy Committee or Governing Body.

Bruce Farquharson
Local Senior Officer

Ritchie Johnson
Director of Business Services

ACAM(Aberdeen City, Aberdeenshire & Moray)

Date: 13/9/21

BANFF AND BUCHAN AREA COMMITTEE APRIL TO JUNE 2021

Introduction

From 1st April 2021 to 30th June 2021 there have been 91 incidents within the Banff and Buchan Area;

- 11 Deliberate Fires
- 19 Accidental Fires
- 23 Special Service Incidents
- 38 False Alarms

As a result of these incidents there have been:

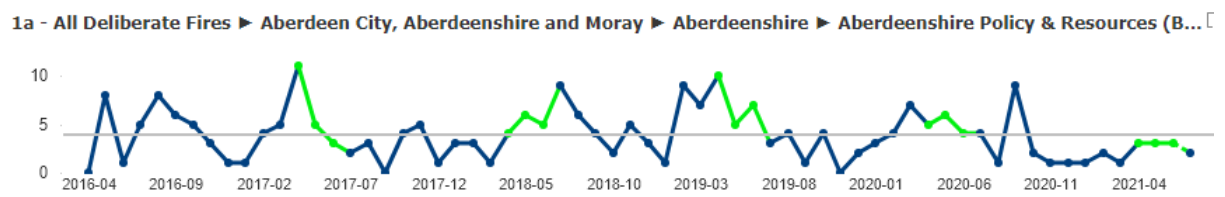
- 0 Fire Fatalities
- 0 Non-fatal fire casualties
- 4 RTC Casualties
- 0 RTC Fatality
- 4 Accidental Dwelling Fires
- 1 Non-Domestic Fires

The Aberdeenshire Management Team and staff within the area are committed to working with Communities and Partners to reduce all types of incidents and continue working to make Banff and Buchan a safe place to work in, live in and visit.

This report provides the Banff and Buchan Area Committee with an overview of performance within the area and what Scottish Fire and Rescue Service are doing in partnership with both communities and partners to continuously improve performance within the area.

Deliberate Fires

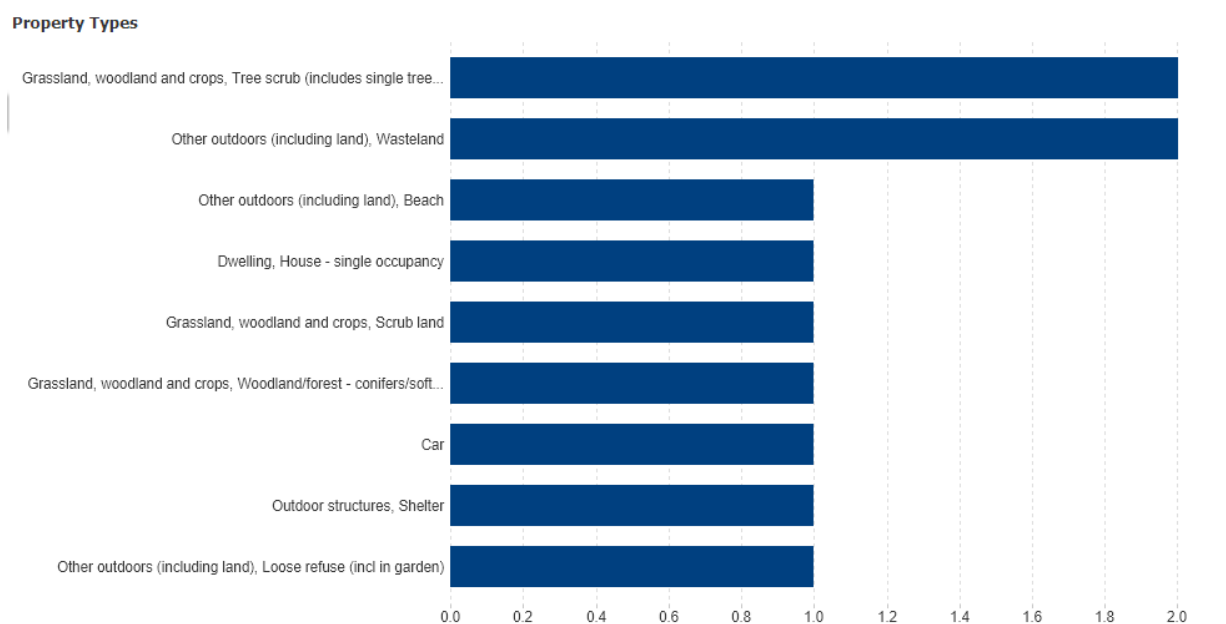
Reducing Deliberate Fires is a priority for the Scottish Fire and Rescue Service within the Banff and Buchan Area. (the sections of the chart coloured green represent April to June from (2017/18 to 2021/22).



The table below shows the breakdown of deliberate fires throughout the Banff and Buchan area down to ward level. It can be seen from the table that there has been a reduction in the number of deliberate fires in the area.

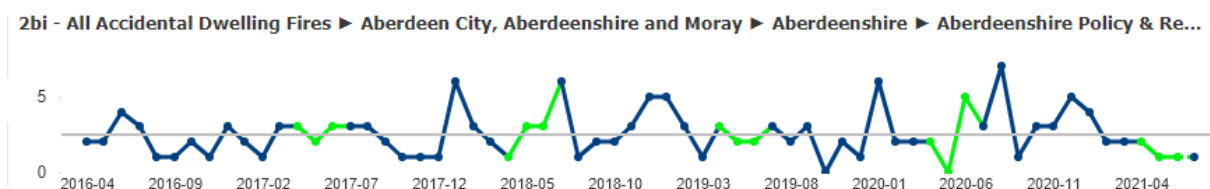
GEOGRAPHY / REPORTING YEAR					
WARD	2017-18	2018-19	2019-20	2020-21	2021-22
Banff & District	6	6	14	4	3
Fraserburgh & District	8	5	5	5	7
Troup	5	4	3	6	1
Total	19	15	22	15	11

The graph below indicates the varied property types where the incidents took place.



Unintentional Harm and Home Safety

Reducing unintentional harm and improving home safety remain a priority for the SFRS. The chart below shows that the number of accidental dwelling fires within the area are at their lowest total for 5 years.



The table below shows the breakdown of accidental dwelling fires down to ward level.

GEOGRAPHY / REPORTING YEAR					
WARD	2017-18	2018-19	2019-20	2020-21	2021-22
Banff & District	1	5	4	2	3
Fraserburgh & District	5	0	1	3	1
Troup	2	2	2	2	0
Total	8	7	7	7	4

Home Fire Safety Visits continue to be our primary method for reducing accidental dwelling fires, during this period we have delivered the following HSFV's.

Area	Total Visits	High Risk	Medium Risk	Low Risk
Banff & District	28	10 (36%)	13 (46%)	5 (18%)
Fraserburgh & District	8	4 (50%)	3(37.5%)	1 (11.5%)
Troup	8	3 (37.5%)	2 (25%)	3 (37.5%)
Totals	44	17 (39%)	18 (41%)	9 (20%)

We are continuing to work with our Partners through Local Community Planning arrangements and the Health and Social Care Partnership to increase the number of High Risk Referrals made for Home Fire Safety Visits. This is a critical piece of work as delivering these visits to the people that are most in need.

Accidental Dwelling Fire Casualties

During this reporting period there has been no casualties as a result of accidental dwelling fires. The table below shows this figure has remained low for the las 3 years.

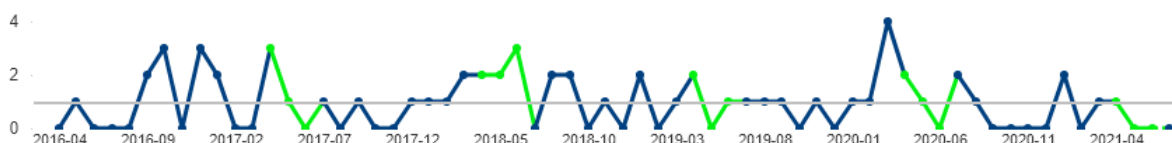
GEOGRAPHY / REPORTING YEAR					
WARD	2017-18	2018-19	2019-20	2020-21	2021-22
Banff & District	0	2	1	0	0
Fraserburgh & District	3	0	0	0	0
Troup	1	0	0	1	0
Total	4	2	1	1	0

Non- Domestic Fires

During this reporting period there has been one non-domestic fire in the area. The table below allows for comparison with this and the same reporting period for the previous four years. The table reflects that the figure is at its lowest in comparison to the previous 4 years.

GEOGRAPHY / REPORTING YEAR					
WARD	2017-18	2018-19	2019-20	2020-21	2021-22
Banff & District	1	1	0	1	1
Fraserburgh & District	1	5	1	0	0
Troup	2	1	2	2	0
Total	4	7	3	3	1

4a - Non Domestic Fires ▶ Aberdeen City, Aberdeenshire and Moray ▶ Aberdeenshire ▶ Aberdeenshire Policy & Resources (...)



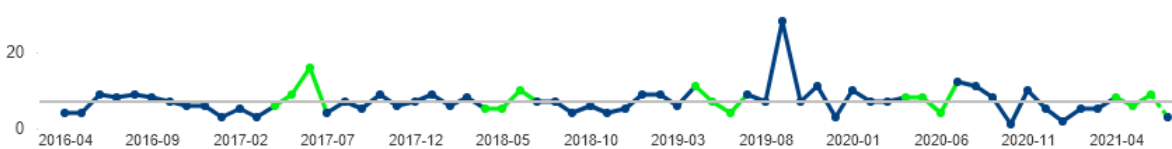
Non-Fire Emergencies

The modern Fire and Rescue Service attends many incidents that are not fires. This section provides information in relation to Non-Fire Emergencies to allow members to see both how we are progressing in this area and the variety of Non-Fire Emergencies that crews within the area deal with.

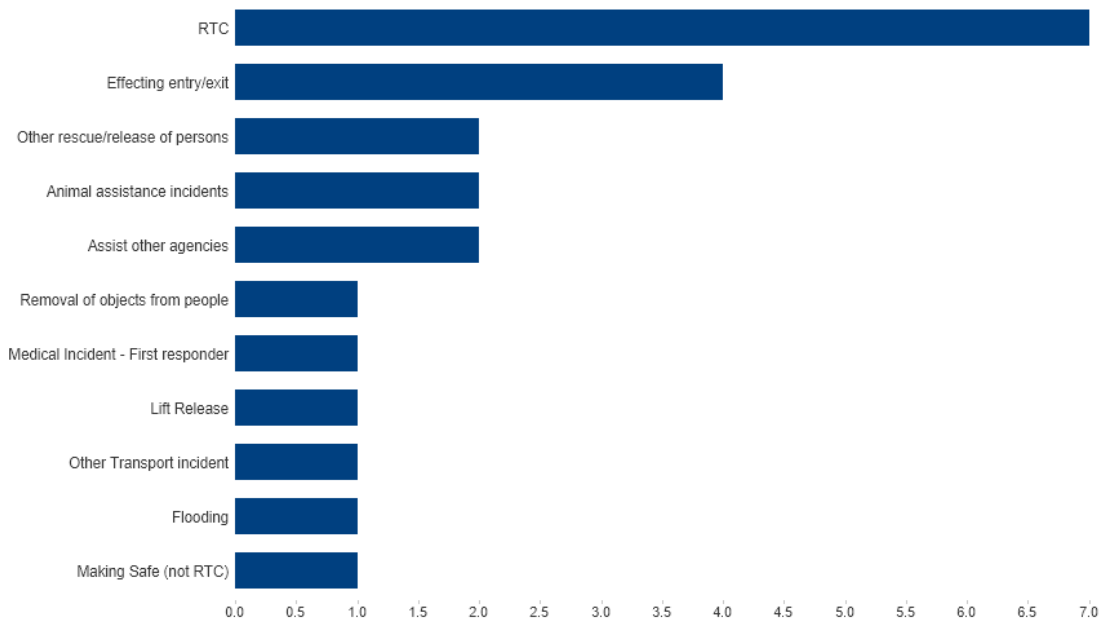
The table chart below reflects that incidents, related to non-fire emergencies, have increased slightly but remained roughly on par with previous three years.

GEOGRAPHY / REPORTING YEAR					
WARD	2017-18	2018-19	2019-20	2020-21	2021-22
Banff & District	17	9	7	5	7
Fraserburgh & District	8	7	12	10	9
Troup	6	4	3	5	7
Total	31	20	22	20	23

5 - All Special Service Incidents ▶ Aberdeen City, Aberdeenshire and Moray ▶ Aberdeenshire ▶ Aberdeenshire Policy & Reso... |



The chart below shows the number and different categories of Non-Fire Emergencies that the Service have responded to in the Banff and Buchan area during the reporting period;



The figures reflect that 7 out of the 23 incidents related to incidents involving RTC's. A further 11 incidents were recorded where SFRS were called to assist our partner agencies. We will continue working with both partners and local communities to reduce the number of Non-Fire Emergencies in the area and to ensure that there is an effective response when an incident does occur.

Casualties resulting from Road Traffic Collisions

There have been no fatalities as a result of road traffic collisions we attended during this reporting period, however there have been 4 casualties.

The table below provides information for comparison over the previous 4 years;

GEOGRAPHY / REPORTING YEAR					
WARD	2017-18	2018-19	2019-20	2020-21	2021-22
Banff & District	2	1	3	1	1
Fraserburgh & District	1	0	2	0	0
Troup	3	6	0	2	3
Total	6	7	5	3	4

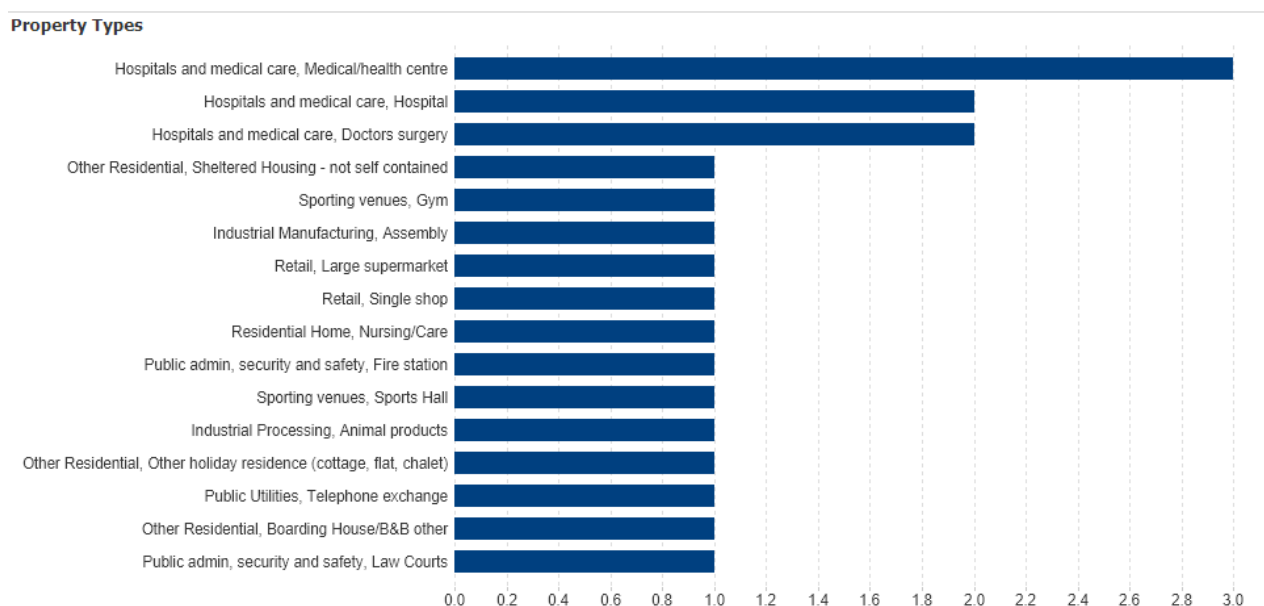
Unwanted Fire Alarm Signals (UFAS)

Reducing the number of unwanted fire alarm signals is a priority for the area and the figure is at its lowest in 5 years. Reducing this type of incident has a positive impact on local employers by reducing the interruption to businesses and the wider community by reducing Road Risk through the reduction in the number of blue light journeys made while responding to incidents.

We continue working on this priority with business owners and occupiers.

GEOGRAPHY / REPORTING YEAR					
WARD	2017-18	2018-19	2019-20	2020-21	2021-22
Banff & District	10	15	8	7	8
Fraserburgh & District	16	35	13	11	7
Troup	2	4	2	6	5
Total	28	54	23	24	20

The chart below shows the property types where UFAS Incidents have occurred during this reporting period



In line with our policy for reducing unwanted fire alarm signals, all operational crews provide advice and guidance to occupiers/owners every time that they attend an unwanted fire alarm. In cases where there is no improvement we provide occupiers/owners with additional advice from our specialist Fire Safety Enforcement Officers to assist them in resolving the issue.

Establishment – Banff and Buchan Area

Station	Establishment Figures
Fraserburgh	18
Banff	9
Macduff	10
Aberchirder	10
Portsoy	10