



SCOTTISH
FIRE AND RESCUE SERVICE
Working together for a safer Scotland

Aberdeenshire
COUNCIL



REPORT TO GARIOCH AREA COMMITTEE – 14 SEPTEMBER 2021

SCOTTISH FIRE AND RESCUE SERVICE – GARIOCH AREA COMMITTEE PERFORMANCE REPORT FOR Q1 1ST APRIL – 30TH JUNE 2021

1 Reason for Report / Summary

The reason for this report is to inform members how Scottish Fire and Rescue Service is performing locally in Garioch against key performance measures and associated targets, as set out in the Aberdeenshire Local Fire and Rescue Plan and Garioch Multi-Member Ward Plan.

2 Recommendations

It is recommended that the Area Committee:-

- 1. acknowledges and discusses the attached performance report at Appendix 1 to this report relating to the period 1st April to 30th June 2021**
- 2. acknowledges and discusses any local operational matters arising, together with key resource issues, as detailed within Appendix 1 to this report.**

3 Purpose and Decision Making Route

- 3.1 Since it became a single service for Scotland, the Scottish Fire and Rescue Service has provided quarterly information on its performance and activities to Garioch Area Committee both formally and informally. Appendix 1 to this report provides performance information for this Area. It gives the opportunity for Elected Members to discuss fire and rescue performance and activities in the local area in order to ensure that good outcomes are achieved for the residents of Garioch

4 Council Priorities, Implications and Risk

- 4.1 This report helps to deliver the “Health and Wellbeing” priority under the “Our People” Pillar and the “Resilient Communities” priority under the “Our Environment” Pillar of the Council Priorities.
- 4.2 The table below shows whether risks and implications apply if the recommendations are agreed.

Subject	Yes	No	N/A
Financial			X
Staffing			X
Equalities and Fairer Duty Scotland			X
Children and Young People's Rights and Wellbeing			X
Climate Change and Sustainability			X
Health and Wellbeing			X
Town Centre First		X	

- 4.3 An integrated impact assessment is not required as this report is in relation to the performance reporting of an external organisation and the reason for the report is for the committee to take note and it does not have a differential impact on any of the protected characteristics.
- 4.4 There are no direct risk implications for the Council as this report is in relation to the performance reporting of an external organisation.

5. Scheme of Governance

- 5.1 The Committee can consider this item in terms of Section B.1.7 of the List of Committee Powers in Part 2A of the Scheme of Governance as the Area Committee is authorised to consider the performance of Scottish Fire and Rescue Service and to make any necessary recommendations to the appropriate Policy committee or governing body.

Bruce Farquharson
Local Senior Officer
ACAM (Aberdeen City, Aberdeenshire & Moray)

Ritchie Johnson
Director of Business Services

Report prepared by Paul Berrisford, Station Commander, North service Delivery,
Scottish Fire & Rescue
2 September 2021

List of Appendices – Appendix 1 – Fire statistics

APPENDIX 1

Garioch Area Committee 1st April to 30th June 2021

Introduction

From 1st April to 30th June 2021 there have been 98 incidents within the Garioch area;

- 8 Deliberate Fire
- 29 Accidental Fires
- 15 Special Service Incidents
- 46 False Alarms

As a result, these incidents have been :

- 0 Fire Fatalities,
- 0 Non-fatal fire casualties ,
- 7 Accidental Dwelling Fires,
- 5 RTC Casualties,
- 2 Non-Domestic Fires

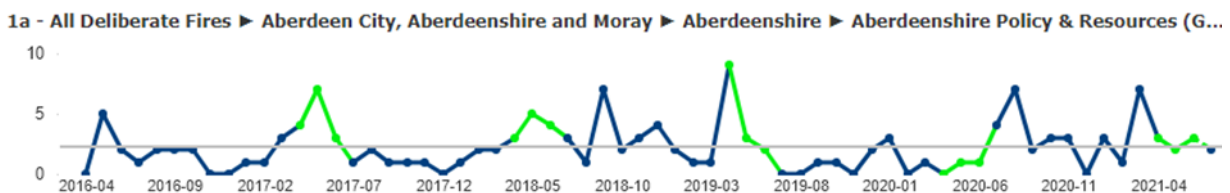
The Aberdeenshire Management Team and staff within the area are committed to working with Communities and Partners to reduce all types of incidents and continue working to make Garioch a safe place to work, live and visit.

This report provides the Garioch Area Committee with an overview of performance within the area and what the service are doing in partnership with both communities and partners to continuously improve performance within the area.

Deliberate Fires

Reducing Deliberate Fires is a priority for the Scottish Fire and Rescue Service within the Garioch Area.

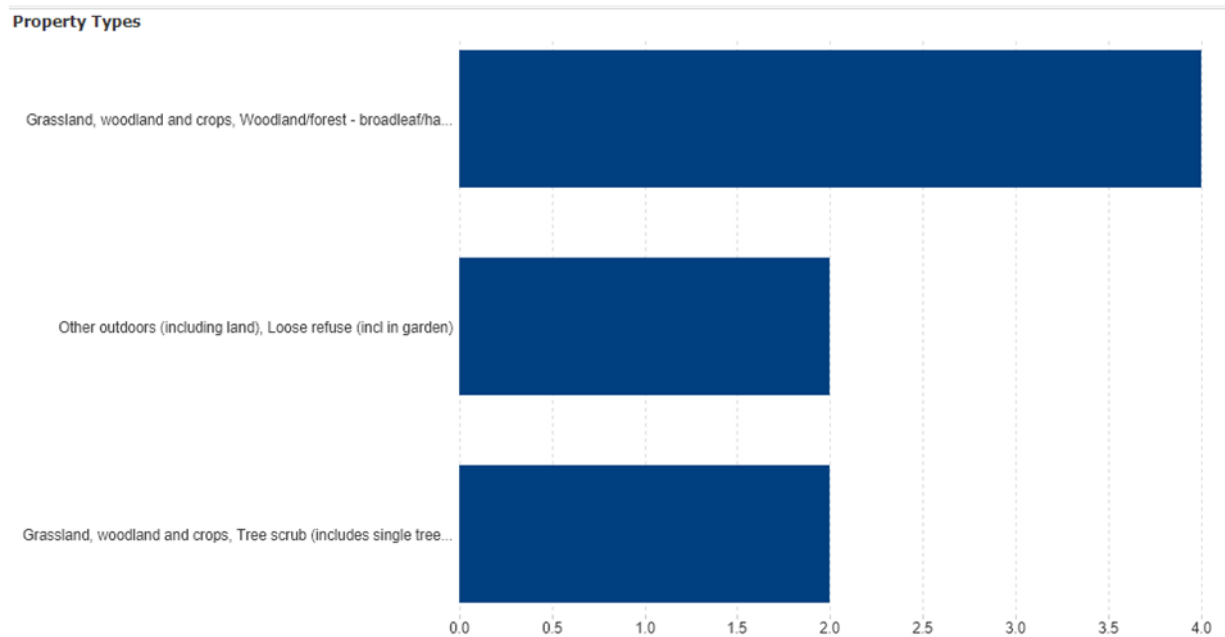
The chart below however shows the figure has increased in comparison to the previous year but significantly reduced in comparison with the other years shown (the sections of the chart coloured green represent April to June from 2017/18 to 2021/22).



The table below shows the breakdown of Deliberate Fires throughout the Garioch area down to ward level over the previous years.

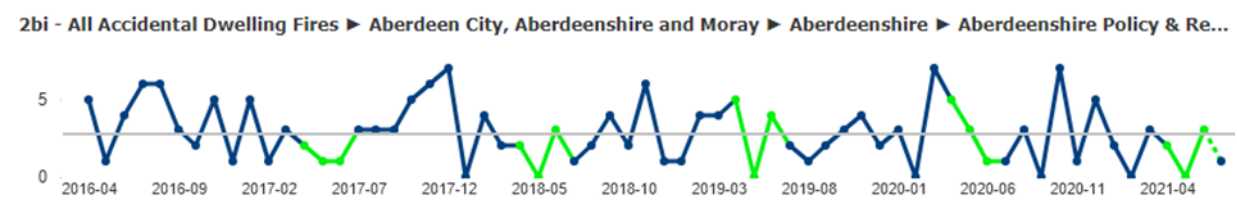
GEOGRAPHY / REPORTING YEAR					
WARD	2017-18	2018-19	2019-20	2020-21	2021-22
East Garioch	2	3	9	0	1
Inverurie & District	8	2	1	0	1
West Garioch	2	1	2	0	4
Westhill & District	2	6	2	2	2
Total	14	12	14	2	8

The graph below indicates the varied property types where the incidents took place.



Unintentional Harm and Home Safety

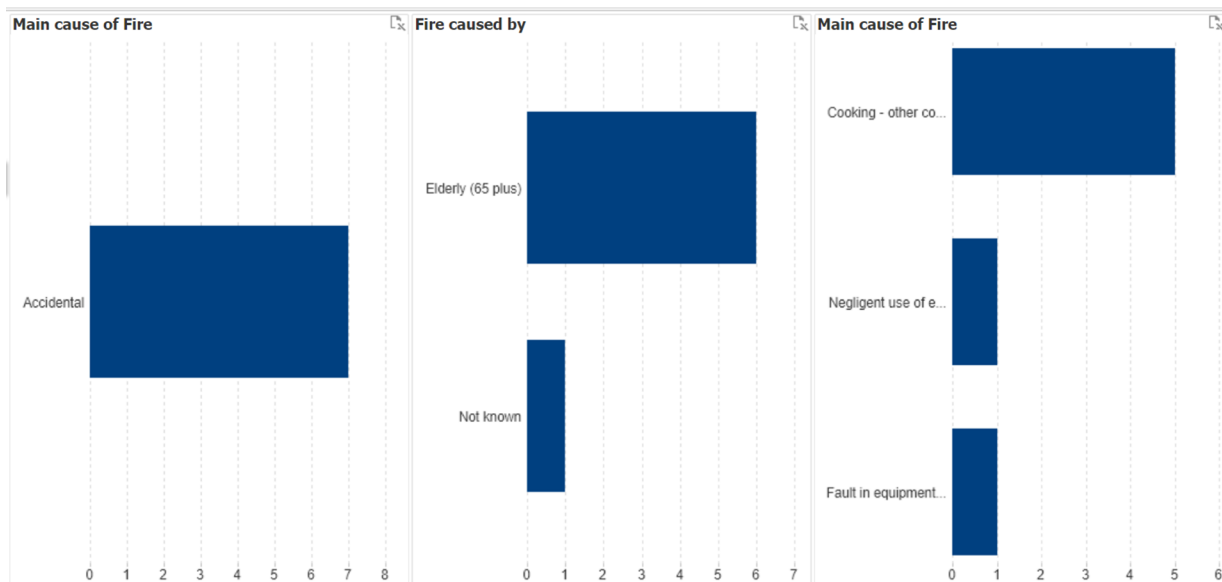
Reducing unintentional harm and improving home safety remain a priority for the SFRS. The chart below shows a decrease in Accidental Dwelling Fires within the area. The figure is the lowest over the past 3 years.



The table below shows the breakdown of accidental dwelling fires down to ward level.

GEOGRAPHY / REPORTING YEAR					
WARD	2017-18	2018-19	2019-20	2020-21	2021-22
East Garioch	1	2	2	1	1
Inverurie & District	2	1	4	5	1
West Garioch	1	1	2	1	2
Westhill & District	0	1	1	2	1
Total	4	5	9	9	7

It can be seen from the chart below that 5 out of the 7 accidental dwelling fires that occurred, resulted from cooking. We will continue to allocate a greater focus on cooking related fires.



Home Fire Safety Visits continue to be our primary method for reducing accidental dwelling fires during this period we have delivered the following HFSV's.

Area	Total Visits	High Risk	Medium Risk	Low Risk
East Garioch	1	1 (100%)	0 (0%)	0 (0%)
Inverurie & District	6	4 (66%)	2 (34%)	0 (0%)
West Garioch	6	3 (50%)	2 (33%)	1 (17%)
Westhill and District	2	1 (50%)	1 (50%)	0 (0%)
Totals	15	9 (60%)	5 (33%)	1 (7%)

Accidental Dwelling Fire Casualties

There have been no casualties as a result of accidental dwelling fires. The table below shows the figures for the previous five years;

GEOGRAPHY / REPORTING YEAR					
WARD	2017-18	2018-19	2019-20	2020-21	2021-22
East Garioch	1	0	1	0	0
Inverurie & District	0	0	0	0	0
West Garioch	0	0	0	0	0
Westhill & District	0	0	0	0	0
Total	1	0	1	0	0

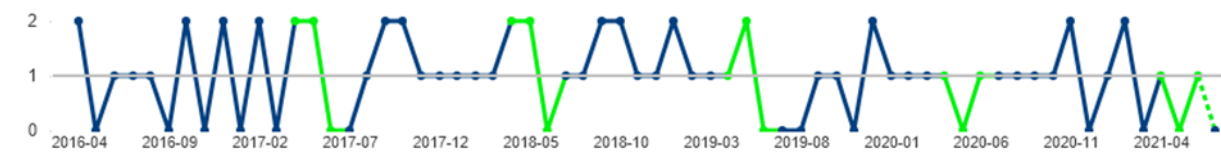
It is important to note that we will not become complacent and will continue refining our HFSV process, to ensure casualty numbers continue to be minimised.

Non Domestic Fires

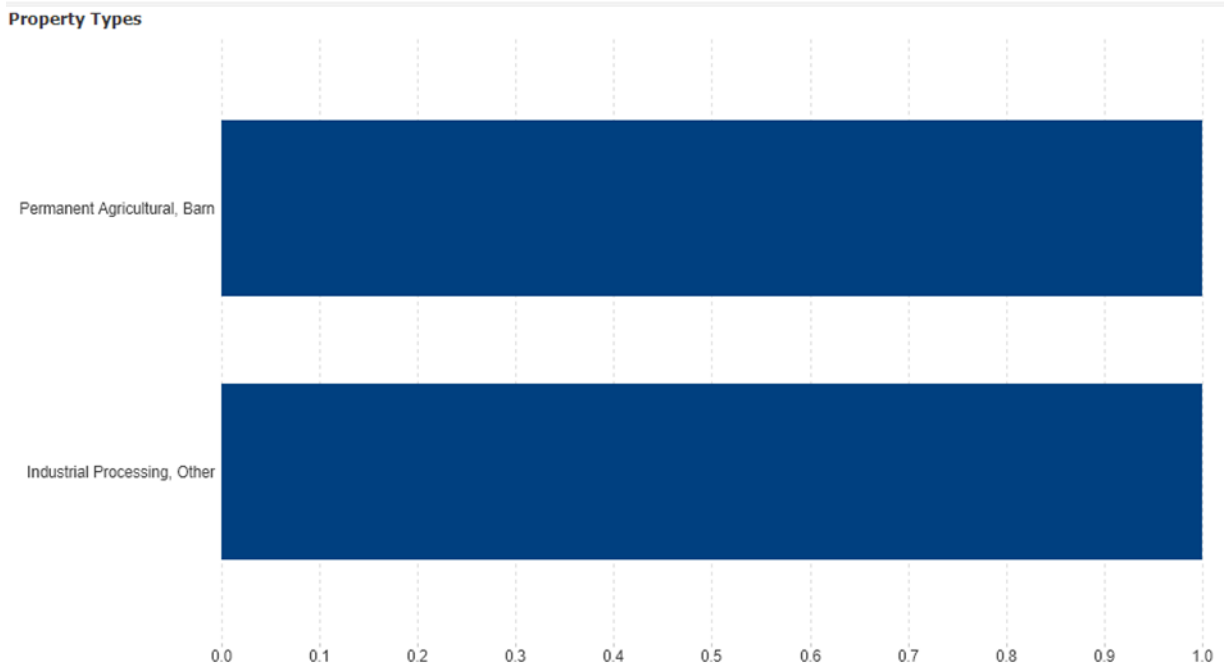
During this reporting period there have been 2 non-domestic fires in the area, a continuing downward trend from the previous years. The table and chart below allows for comparison with this and the same reporting period for the previous 5 years.

GEOGRAPHY / REPORTING YEAR					
WARD	2017-18	2018-19	2019-20	2020-21	2021-22
East Garioch	1	2	2	0	2
Inverurie & District	2	1	0	0	0
West Garioch	1	0	1	2	0
Westhill & District	0	1	0	0	0
Total	4	4	3	2	2

4a - Non Domestic Fires ► Aberdeen City, Aberdeenshire and Moray ► Aberdeenshire ► Aberdeenshire Policy & Resources (...)



The graph below indicates the varied property types where the incidents took place.



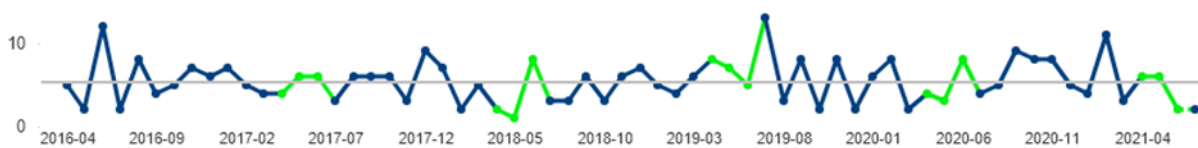
Non-Fire Emergencies

The modern Fire and Rescue Service attends many incidents that are not fires. This section provides information in relation to Non-Fire Emergencies to allow members to see both how we are progressing in this area and the variety of Non-Fire Emergencies that crews within the area deal with.

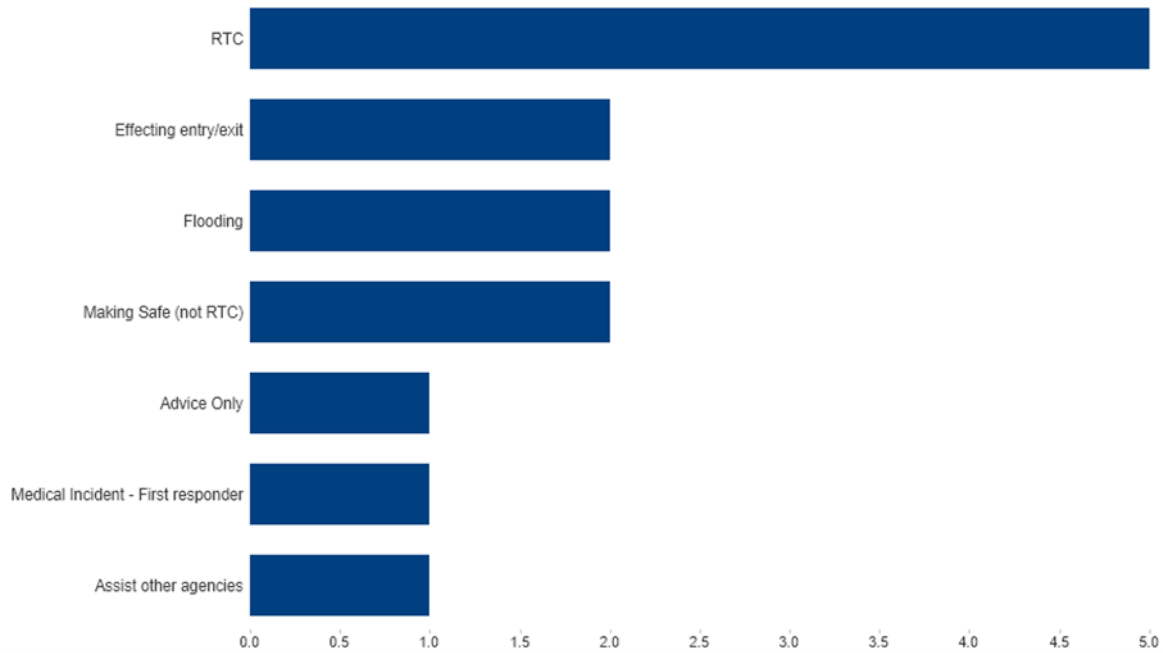
The table and chart below show comparison with the previous 5 years; this quarter has shown a stabilization in these types of incidents compared to 2 years ago .

GEOGRAPHY / REPORTING YEAR					
WARD	2017-18	2018-19	2019-20	2020-21	2021-22
East Garioch	3	5	6	5	5
Inverurie & District	1	1	8	4	6
West Garioch	4	4	3	0	1
Westhill & District	8	1	3	6	2
Total	16	11	20	15	14

5 - All Special Service Incidents ► Aberdeen City, Aberdeenshire and Moray ► Aberdeenshire ► Aberdeenshire Policy & Reso...



The chart below shows the number and different categories of Non-Fire Emergencies that the Service have responded to in the Garioch area during the reporting period.



We continue working with both partners and local communities to reduce the number of Non-Fire Emergencies in the area and to ensure that there is an effective response when an incident does occur.

Casualties resulting from Road Traffic Collisions

It is pleasing to note that there have been no Fatal Casualties as a result of Road Traffic Collisions during this reporting period.

We have seen number of Non-Fatal Casualties from RTC's during this period increase in comparison to the previous year. As Covid restrictions ease we will continue to work on Road Safety Initiatives to continue to minimise casualties. The table below provides information for comparison over the previous 5 years.

GEOGRAPHY / REPORTING YEAR					
WARD	2017-18	2018-19	2019-20	2020-21	2021-22
East Garioch	2	1	2	1	0
Inverurie & District	2	0	0	0	0
West Garioch	3	1	3	0	2
Westhill & District	4	0	1	1	3
Total	11	2	6	2	5

Unwanted Fire Alarm Signals (UFAS)

Reducing the number of unwanted fire alarm signals is a priority for the area. Reducing this type of incident has a positive impact on local employers by decreasing the interruption to businesses and the wider community. This also reduces road risk in relation to blue light journeys made while responding to incidents that turn out to be a false alarm.

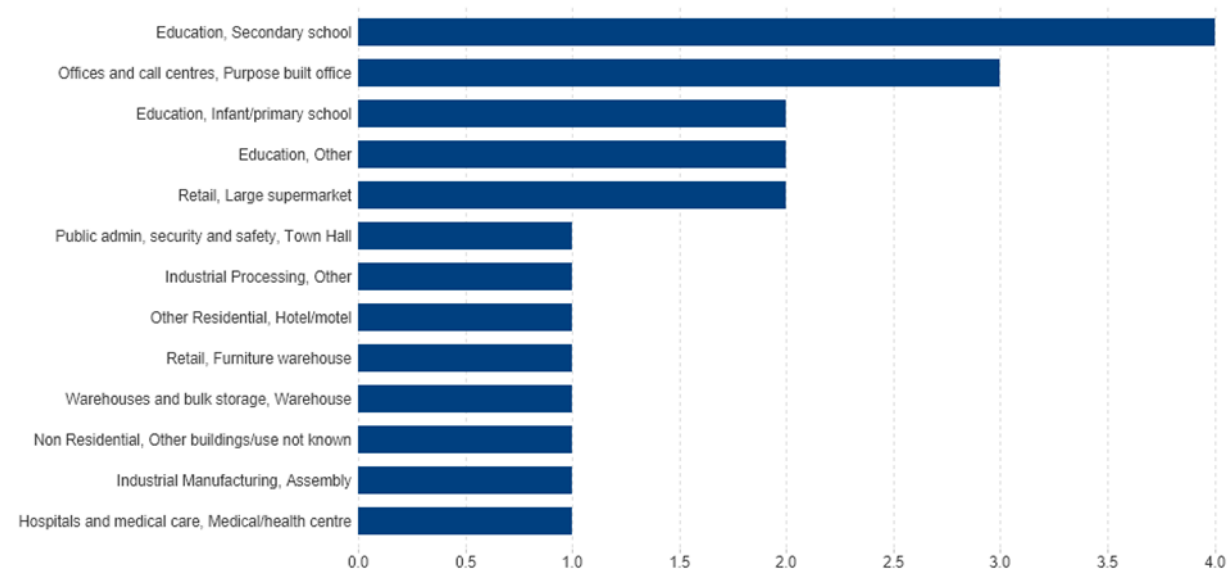
We continue working on this priority with business owners and occupiers along with our prevention and protection department. We have produced new guidance to businesses on how to reduce these types of calls.

The chart below indicates that the figure is at its lowest for five years.

GEOGRAPHY / REPORTING YEAR					
WARD	2017-18	2018-19	2019-2020	2020-21	2021-22
East Garioch	8	6	6	4	4
Inverurie & District	9	5	7	9	10
West Garioch	4	8	2	3	1
Westhill & District	12	16	10	8	6
Total	33	35	25	24	21

The chart below shows the property types where UFAS Incidents have occurred during this reporting period.

Property Types



In line with our policy for Reducing Unwanted Fire Alarm Signals, all operational crews provide advice and guidance to occupiers/owners every time that they attend an Unwanted Fire Alarm. In cases where there is no improvement, we provide occupiers/owners with additional advice from our specialist Fire Safety Enforcement Officers to assist them in resolving the issue.

Establishment – Garioch Area

Station	Establishment Figures
Inverurie	18 (2 under establishment)
Kintore	8 (2 under establishment)
Insch	8 (2 under establishment)