

REPORT TO BUCHAN AREA COMMITTEE – 27TH August 2019

SCOTTISH FIRE AND RESCUE SERVICE – BUCHAN AREA COMMITTEE PERFORMANCE REPORT - For 1st April to 30th June 2019

1.0 Recommendations

It is recommended that the Area Committee:

- 1. Acknowledge and discuss the attached Briefing report relating to the period 1st April to 30th June 2019**
- 2. Acknowledge and discuss any local operational matters arising, together with key resource issues, as detailed within appendices attached to this report.**

2.0 Background / Discussion

- 2.1 The main purpose of this briefing note is to inform members how the Scottish Fire & Rescue Service is performing locally in Banff and Buchan against key SFRS priorities and the Multi-Member Ward Plan.
- 2.2 The briefing note (see appendix 1) will provide a regular opportunity for Elected Members to discuss fire and rescue activities, in the local area to achieve good outcomes for the residents of Buchan.

3. Scheme of Governance

- 3.1 The Committee can consider this item in terms of Section B.1.8 of the List of Committee Powers in Part 2A of the Scheme of Governance as the Area Committee is authorised to consider the performance of Scottish Fire and Rescue Service and to make any necessary recommendations to the appropriate Policy committee or governing body.

4. Staffing and Financial and Equalities Implications

- 4.1 An equality impact assessment is not required because the report is to inform committee on performance and there will be no differential impact, because of the report, on people with protected characteristics.
- 4.2 There are no staffing and financial implications from this report.
- 4.3 There are no direct risk implications for the Council as this report is in relation to the performance reporting of an external organisation.

Martin Tait
Local Senior Officer
Aberdeenshire and Moray

Ritchie Johnson
Aberdeenshire Council

Buchan Area Committee April to June 2019

Introduction

From 1st April to 30th June 2019 there have been 118 incidents within the Buchan Area;


- 118 Incidents
- 0 Fire Fatalities
- 0 Non-fatal fire casualties
- 7 Accidental Dwelling Fires
- 2 RTC Casualties
- 25 Deliberate Fires
- 20 Accidental Fires
- 4 Non-Domestic Fires
- 26 Special Service Incidents
- 45 False Alarms

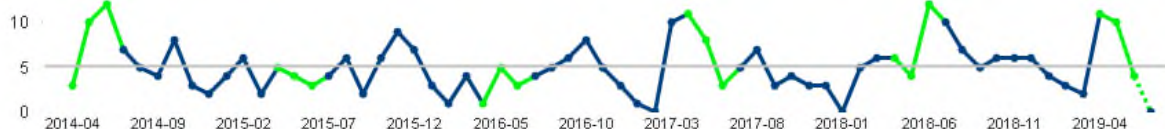
The Aberdeenshire Management Team and staff within the area are committed to working with Communities and Partners to reduce all types of incidents and continue working to make the Buchan Area a safe place to work in, live in and visit.

This report provides the Buchan Area Committee with an overview of performance within the area and what the service are doing in partnership with both communities and partners to continuously improve performance within the area.

Deliberate Fires

Reducing Deliberate Fires is a priority for the Scottish Fire and Rescue Service within the Buchan Area. The chart below shows that we continue to try to progress towards this objective (the sections of the chart coloured green represent April to June from 2014/15 to 2019/20).

1a - All Deliberate Fires ▶ Aberdeenshire, Moray ▶ Aberdeenshire ▶ Aberdeenshire Policy & Resources (Buchan Area Commi... 




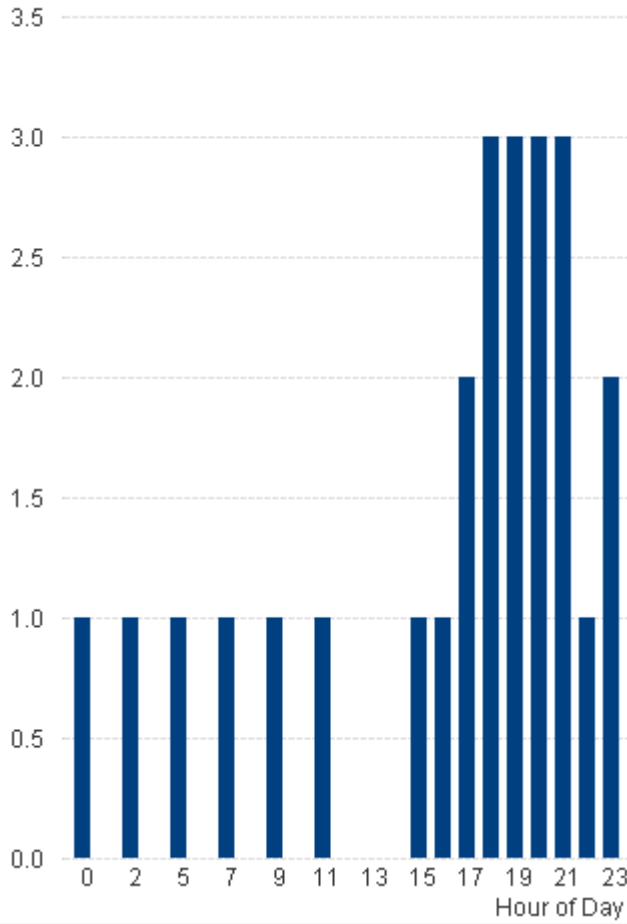
The table below shows the breakdown of Deliberate Fires throughout the Buchan area down to ward level. It can be seen from the table that most of deliberate fires over the current period have occurred in the Peterhead South and Cruden area.

Geography/Reporting Year	14-15	15-16	16-17	17-18	18-19	19-20
† Ward						
Central Buchan	4	2	4	1	3	3
Peterhead North & Rattray	12	4	1	16	10	7
Peterhead South & Cruden	9	6	4	5	9	15
Total	25	12	9	22	22	25

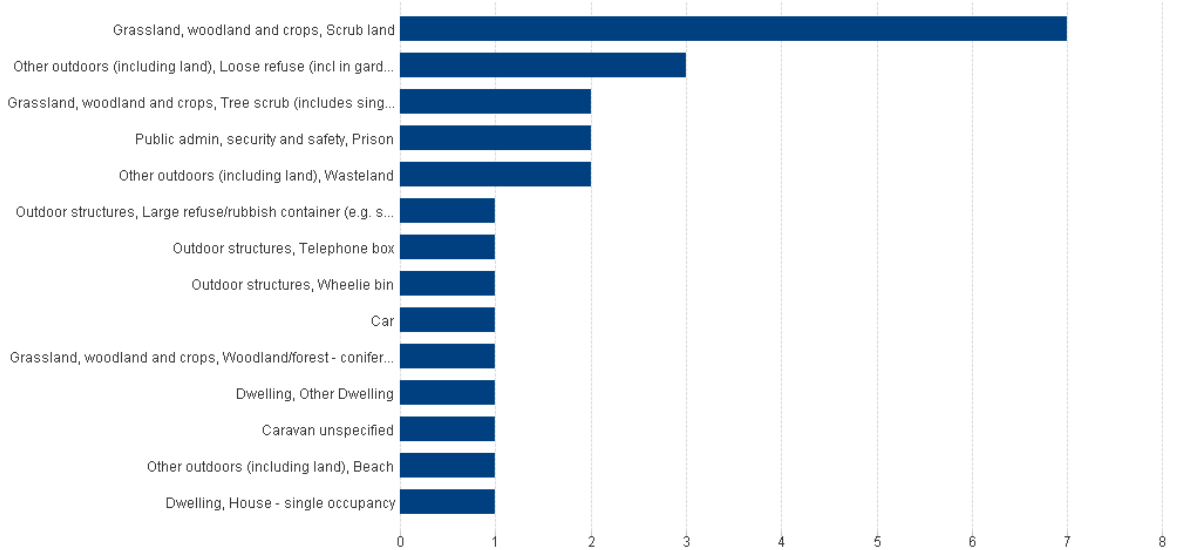


12 out of the 25 incidents that have occurred during this period have taken place between 1800 hours and 2100 hours (this can be seen in the figure below).

24 Hour Clock - Hourly Breakdown 




Property Types 



Unintentional Harm and Home Safety

Reducing unintentional harm and improving home safety remain a priority for SFRS. The chart below shows that the number of Accidental Dwelling Fires within the area have been reduced.

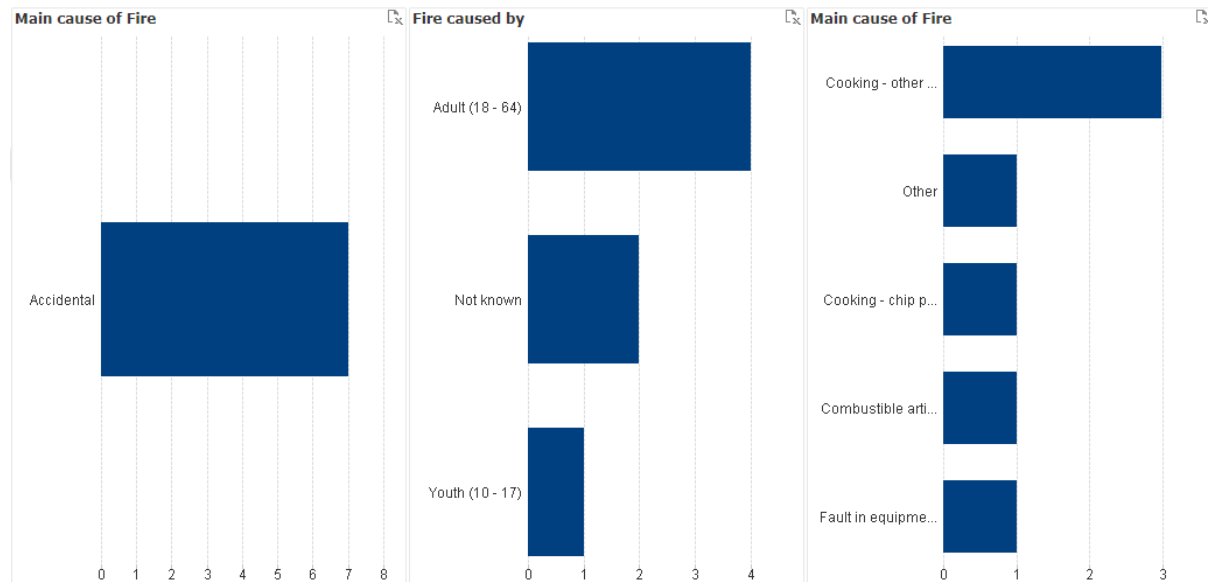
2bi - All Accidental Dwelling Fires ▶ Aberdeenshire, Moray ▶ Aberdeenshire ▶ Aberdeenshire Policy & Resources (Buchan Ar... 



The table below shows the breakdown of accidental dwelling fires down to ward level. It can be seen from the table that the highest number of accidental dwelling fires over the current period have occurred in the Peterhead North and Rattray Area.

Geography/Reporting Year	14-15	15-16	16-17	17-18	18-19	19-20
↑ Ward						
Central Buchan	3	4	0	3	2	0
Peterhead North & Rattray	3	1	2	2	5	5
Peterhead South & Cruden	1	3	6	3	3	2
Total	7	8	8	8	10	7

The main causes of fires can be seen from the chart below:



Home Fire Safety Visits continue to be our primary method for reducing accidental dwelling fires during this period we have delivered the following Home Fire Safety Visit's:

Area	Total Visits	High Risk	Medium Risk	Low Risk
Central Buchan	23	5 (22%)	4 (17%)	14 (61%)
Peterhead North & Rattray	46	9 (20%)	17 (37%)	20 (43%)
Peterhead South and Cruden	26	6 (23%)	8 (31%)	12 (46%)
Totals	95	20 (21%)	29 (31%)	46 (48%)

We are continuing to work with our Partners through Local Community Planning arrangements and the Health and Social Care Partnership to increase the number of High Risk Referrals made for Home Fire Safety Visits. This is a critical piece of work as delivering these visits to the people that are most in need.

Accidental Dwelling Fire Casualties

During this reporting period there have been no casualties because of accidental dwelling fires. The table below shows how this compares to the previous five years;

Geography/Reporting Year	14-15	15-16	16-17	17-18	18-19	19-20
† Ward						
Central Buchan	1	0	0	1	0	0
Peterhead North & Rattray	0	0	0	0	0	0
Peterhead South & Cruden	0	0	1	0	1	0
Total	1	0	1	1	1	0

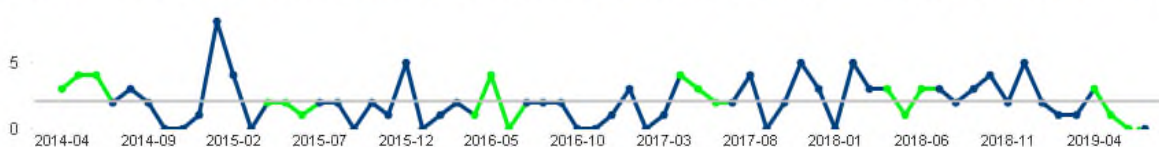
Although there have been no casualties, we will not become complacent and will continue refining our HFSV process to ensure casualty numbers are minimised.

Non- Domestic Fires

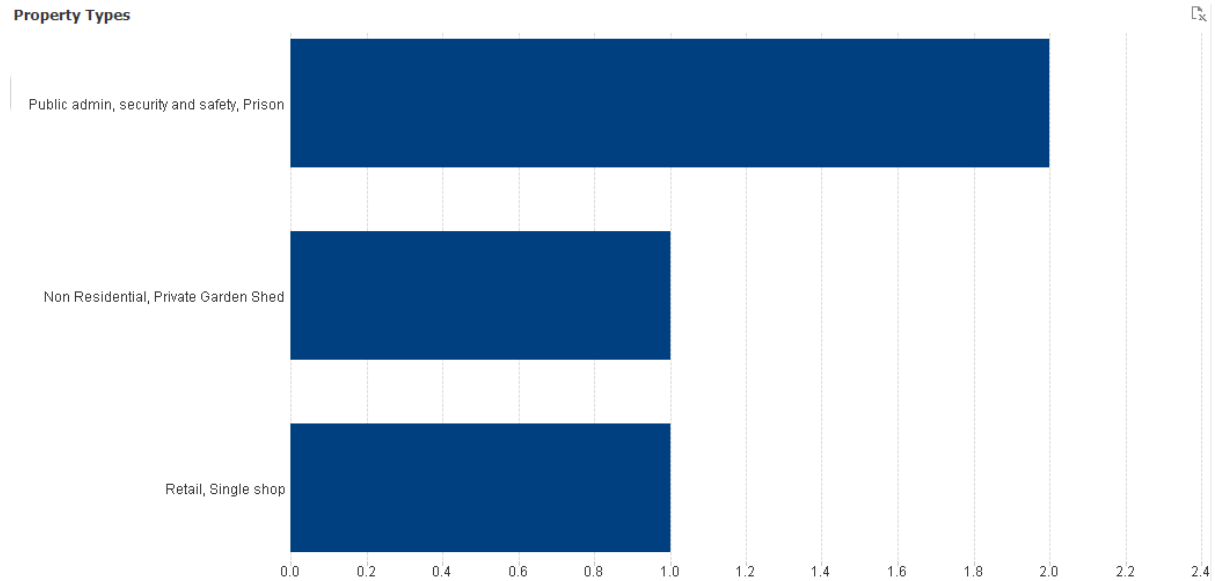
During this reporting period there has been 4 Non-Domestic Fires in the area. The table and chart below allows for comparison with this and the same reporting period for the previous 5 years. They highlight a continuous downward trend over the past three years.

Geography/Reporting Year	14-15	15-16	16-17	17-18	18-19	19-20
† Ward						
Central Buchan	1	1	2	2	0	1
Peterhead North & Rattray	7	3	1	2	2	1
Peterhead South & Cruden	3	1	2	5	5	2
Total	11	5	5	9	7	4

4a - Non Domestic Fires ► Aberdeenshire, Moray ► Aberdeenshire ► Aberdeenshire Policy & Resources (Buchan Area Comm... 



The chart below shows the property types where these incidents occurred;

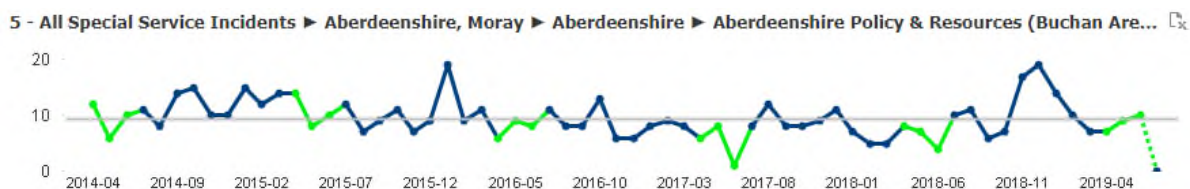


Non-Fire Emergencies

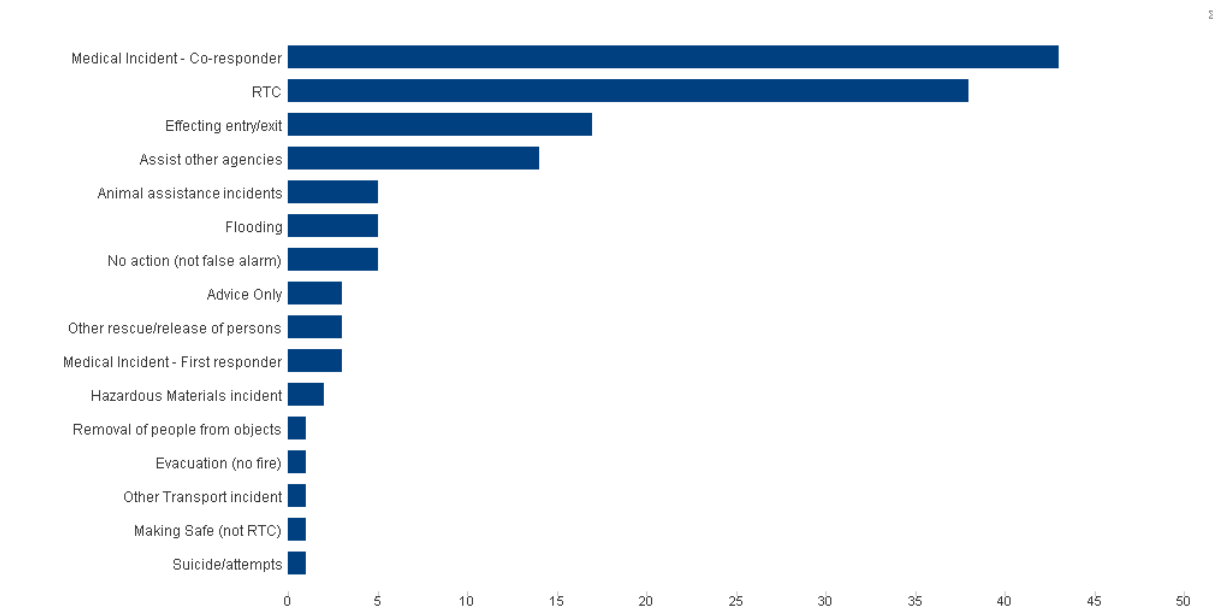
The modern Fire and Rescue Service attends many incidents that are not fires. This section provides information in relation to Non-Fire Emergencies to allow members to see both how we are progressing in this area and the variety of Non-Fire Emergencies that crews within the area deal with.

The table and chart below show how we are progressing in comparison with the previous 5 years highlighting a general upward trend over the previous 3 years.

Geography/Reporting Year	14-15	15-16	16-17	17-18	18-19	19-20
† Ward						
Central Buchan	15	18	12	4	8	13
Peterhead North & Rattray	8	11	8	9	7	11
Peterhead South & Cruden	5	3	3	2	4	2
Total	28	32	23	15	19	26



The chart below shows the number and different categories of Non-Fire Emergencies that the Service have responded to in the Buchan Area during the reporting period;



We continue working with both partners and local communities to reduce the number of Non-Fire Emergencies in the Area and to ensure that there is an effective response when an incident does occur.

Casualties resulting from Road Traffic Collisions

There have been no Fatal Casualties because of Road Traffic Collisions during this reporting period. The table below provides information for comparison over the previous 5 years for Non-Fatal Casualties from Road Traffic Collision's.

Geography/Reporting Year	14-15	15-16	16-17	17-18	18-19	19-20
† Ward						
Central Buchan	2	7	2	5	3	2
Peterhead North & Rattray	2	0	0	2	1	0
Peterhead South & Cruden	4	1	3	0	3	0
Total	8	8	5	7	7	2

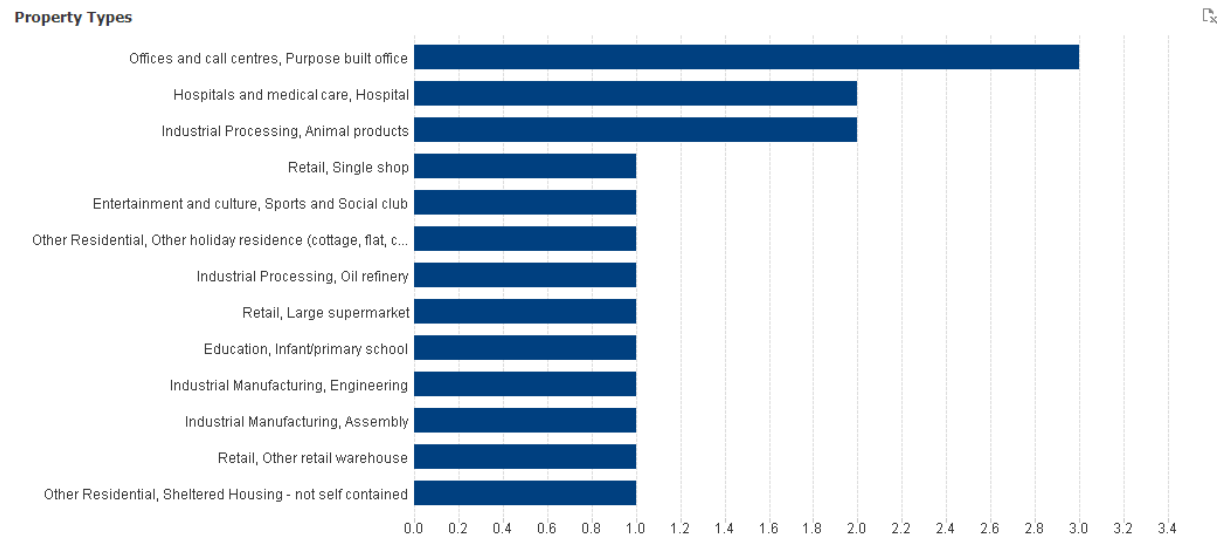
Unwanted Fire Alarm Signals (UFAS)

Reducing the number of unwanted fire alarm signals is a priority for the area. Reducing this type of incident has a positive impact on local employers by decreasing the interruption to businesses and the wider community. This also reduces road risk in relation to blue light journeys made while responding to incidents that turn out to be a false alarm.

We continue working on this priority with business owners and occupiers and the progress can be seen in the table below especially in the Peterhead North & Rattray area;

Geography/Reporting Year	14-15	15-16	16-17	17-18	18-19	19-20
† Ward						
Central Buchan	4	2	5	4	2	3
Peterhead North & Rattray	9	7	11	8	15	9
Peterhead South & Cruden	3	4	14	10	8	5
Total	16	13	30	22	25	17

The chart below shows the property types where UFAS incidents have occurred during this reporting period



In line with our policy for Reducing Unwanted Fire Alarm Signals, all operational crews provide advice and guidance to occupiers/owners every time that they attend an Unwanted Fire Alarm. In cases where there is no improvement, we provide occupiers/owners with additional advice from our specialist Fire Safety Enforcement Officers to assist them in resolving the issue.

Establishment –Buchan Area

Station	Establishment Figures
Peterhead	14
Maud	12