



## **REPORT TO BANFF AND BUCHAN AREA COMMITTEE – 19 February 2019**

### **SCOTTISH FIRE AND RESCUE SERVICE – BANFF AND BUCHAN AREA COMMITTEE PERFORMANCE REPORT - 1 October to 31 December 2018**

#### **1. Recommendations**

**It is recommended that the Area Committee:**

- 1. acknowledge and discuss the attached Briefing report relating to the period 1st October to 31<sup>st</sup> December 2018.**
- 2. acknowledge and discuss any local operational matters arising, together with key resource issues, as detailed within appendices attached to this report.**

#### **2. Background / Discussion**

- 2.1 The main purpose of this briefing note is to inform members how the Scottish Fire & Rescue Service is performing locally in Banff and Buchan against key SFRS priorities and the Multi-Member Ward Plan.
- 2.2 The briefing note (see appendix 1) will provide a regular opportunity for Elected Members to discuss fire and rescue activities, in the local area in order to achieve good outcomes for the residents of Buchan

#### **3 Scheme of Governance**

- 3.1 The Committee is able to consider this item in terms of Section B.1.8 of the List of Committee Powers in Part 2A of the Scheme of Governance as the Area Committee is authorised to consider the performance of Scottish Fire and Rescue Service and to make any necessary recommendations to the appropriate Policy committee or governing body.

#### **4. Staffing and Financial and Equalities Implications**

- 4.1 An equality impact assessment is not required because the report is to inform committee on performance and there will be no differential impact, as a result of the report, on people with protected characteristics.
- 4.2 There are no staffing and financial implications from this report.
- 4.3 There are no direct risk implications for the Council as this report is in relation to the performance reporting of an external organisation

**Ian Findlay**  
**Local Senior Officer**  
**Aberdeenshire and Moray**

**Ritchie Johnson**  
**Director of Business Services**  
**Aberdeenshire Council**

## Banff and Buchan Area Committee October to December 2018

### Introduction

From 1<sup>st</sup> October 2018 to 31<sup>st</sup> December 2018 there have been 88 incidents within the Banff and Buchan Area;

- 88 Incidents
- 1 Fire Fatalities
- 2 Non-fatal fire casualties
- 8 Accidental Dwelling Fires
- 1 RTC Fatality
- 10 Deliberate Fires
- 17 Accidental Fires
- 2 Non-Domestic Fires
- 12 Special Service Incidents
- 40 False Alarms

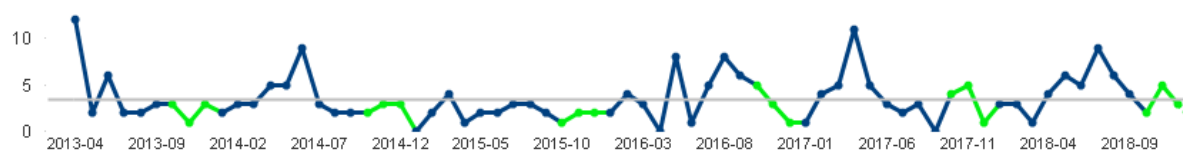
The Aberdeenshire Management Team and staff within the area are committed to working with Communities and Partners to reduce all types of incidents and continue working to make Banff and Buchan a safe place to Work in, Live in and Visit.

This report provides the Banff and Buchan Area Committee with an overview of performance within the area and what the service are doing in partnership with both communities and partners to continuously improve performance within the area.

### Deliberate Fires

Reducing Deliberate Fires is a priority for the Scottish Fire and Rescue Service within the Banff and Buchan Area. The chart below shows that we are making progress towards this objective (the sections of the chart coloured green represent October to December from 2013/14 to 2018/19).

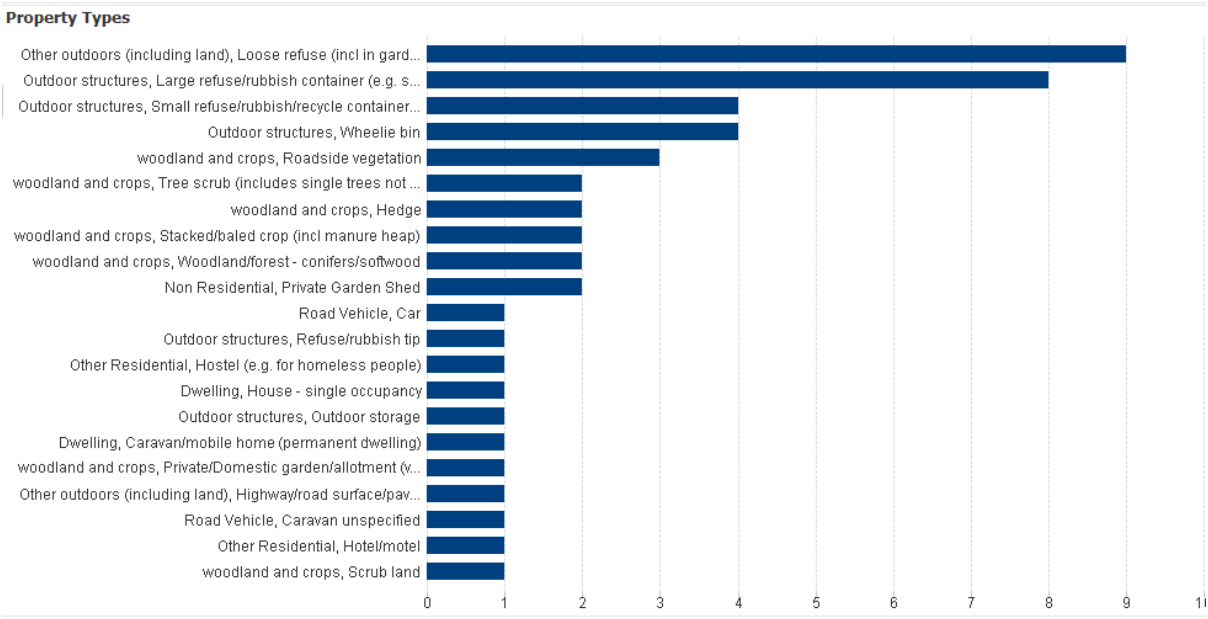
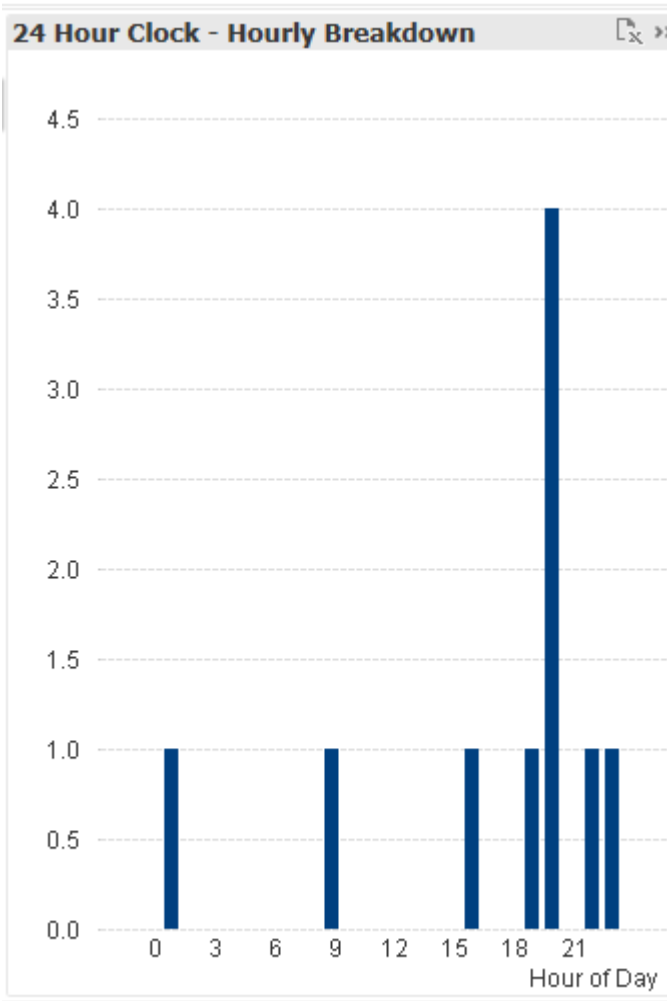
1a - All Deliberate Fires ► Aberdeenshire, Moray ► Aberdeenshire ► Aberdeenshire Policy & Resources (Banff & Buchan Are..



The table below shows the breakdown of Deliberate Fires throughout the Banff and Buchan area down to ward level.

Geography/Reporting Year	13-14	14-15	15-16	16-17	17-18	18-19
† Ward						
Banff & District	2	3	1	2	2	5
Fraserburgh & District	4	3	2	6	6	5
Troup	1	2	2	1	2	0
<b>Total</b>	<b>7</b>	<b>8</b>	<b>5</b>	<b>9</b>	<b>10</b>	<b>10</b>

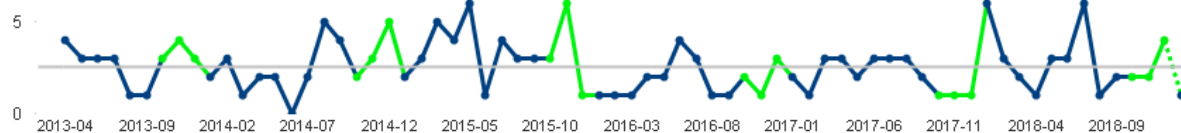
7 out of 10 incidents have occurred during this period have taken place between 1900hrs and 2300hrs (this can be seen in the figure below).



## Unintentional Harm and Home Safety

Reducing unintentional harm and improving home safety remain a priority for the SFRS. The chart below shows that the number of Accidental Dwelling Fires within the area have remained relatively static over the period.

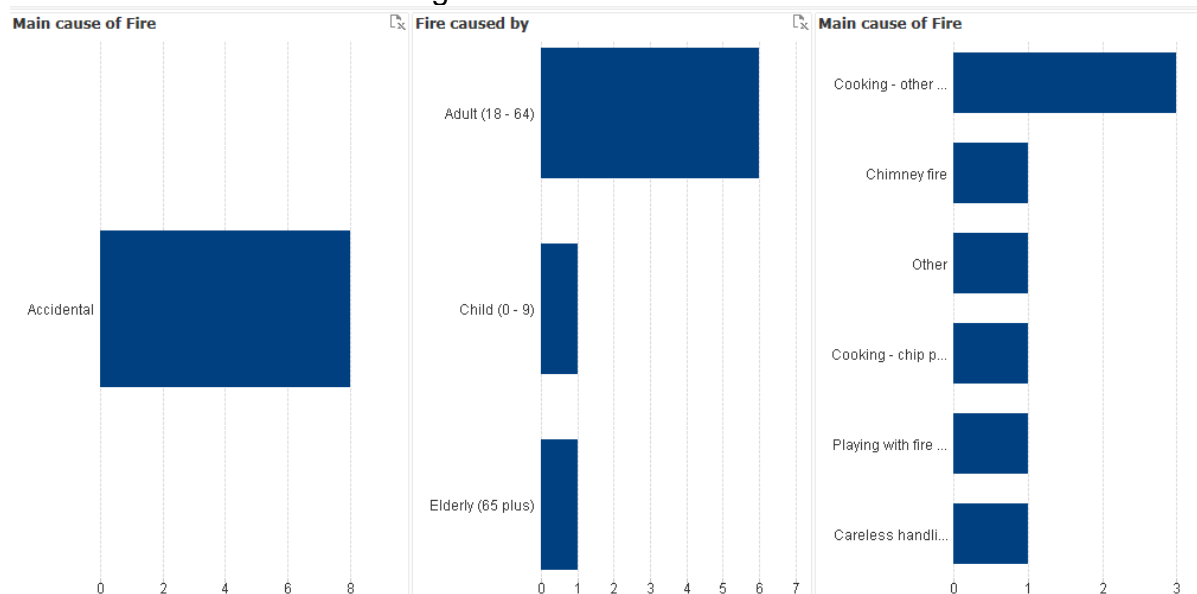
2bi - All Accidental Dwelling Fires ▶ Aberdeenshire, Moray ▶ Aberdeenshire ▶ Aberdeenshire Policy & Resources (Banff & B...



The table below shows the breakdown of accidental dwelling fires down to ward level. It can be seen from the table that the number of accidental dwelling fires over the current period have occurred in the Fraserburgh and District Area.

Geography/Reporting Year	13-14	14-15	15-16	16-17	17-18	18-19
↑ Ward						
Banff & District	5	3	3	3	0	3
Fraserburgh & District	2	2	2	2	3	4
Troup	3	5	5	1	0	1
<b>Total</b>	<b>10</b>	<b>10</b>	<b>10</b>	<b>6</b>	<b>3</b>	<b>8</b>

It can be seen from the chart below that 3 out of the 8 of accidental dwelling fires that occurred resulted from cooking.



Home Fire Safety Visits continue to be our primary method for reducing accidental dwelling fires, during this period we have delivered the following HSFV's

Area	Total Visits	High Risk	Medium Risk	Low Risk
Banff & District	18	7 (29%)	7 (28%)	4 (21%)
Fraserburgh & District	29	9 (38%)	10 (40%)	10 (53%)
Troup	21	8 (33%)	8 (32%)	5 (26%)
<b>Totals</b>	<b>68</b>	<b>24 (35%)</b>	<b>25 (37%)</b>	<b>19 (28%)</b>

We are continuing to work with our Partners through Local Community Planning Arrangements and the Health and Social Care Partnership to increase the number of High Risk Referrals made for Home Fire Safety Visits. This is a critical piece of work as delivering these visits to the people that are most in need.

## Accidental Dwelling Fire Casualties

During this reporting period there has been two casualties as a result of accidental dwelling fires. The table below shows how this compares to the previous five years.

Geography/Reporting Year	13-14	14-15	15-16	16-17	17-18	18-19
† Ward						
Banff & District	0	0	0	0	0	1
Fraserburgh & District	1	0	0	0	0	1
Troup	2	3	0	0	0	0
<b>Total</b>	<b>3</b>	<b>3</b>	<b>0</b>	<b>0</b>	<b>0</b>	<b>2</b>

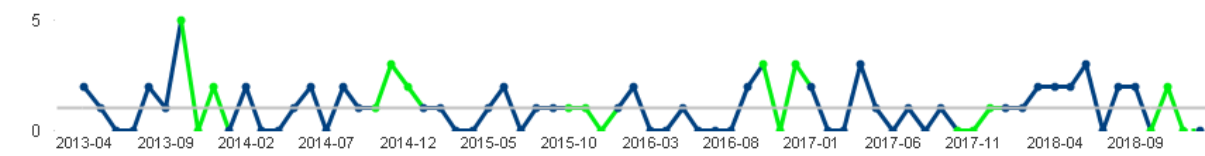
Although the number of casualties remain low we will not become complacent and will continue refining our HFSV process to ensure casualty numbers are minimised.

## Non Domestic Fires

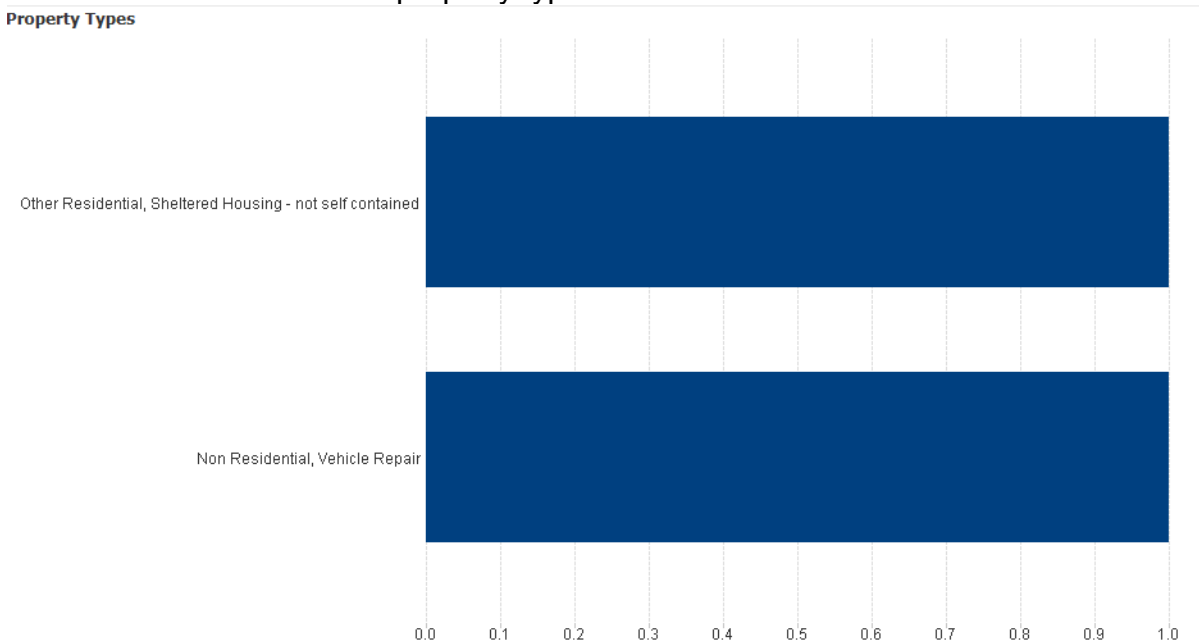
During this reporting period there has been 2 non-domestic fires in the area, the table and chart below allows for comparison with this and the same reporting period for the previous five years.

Geography/Reporting Year	13-14	14-15	15-16	16-17	17-18	18-19
† Ward						
Banff & District	2	3	1	1	1	0
Fraserburgh & District	4	2	1	3	0	2
Troup	1	1	0	2	0	0
<b>Total</b>	<b>7</b>	<b>6</b>	<b>2</b>	<b>6</b>	<b>1</b>	<b>2</b>

4a - Non Domestic Fires ► Aberdeenshire, Moray ► Aberdeenshire ► Aberdeenshire Policy & Resources (Banff & Buchan Are...



The chart below shows the property types where these incidents occurred.



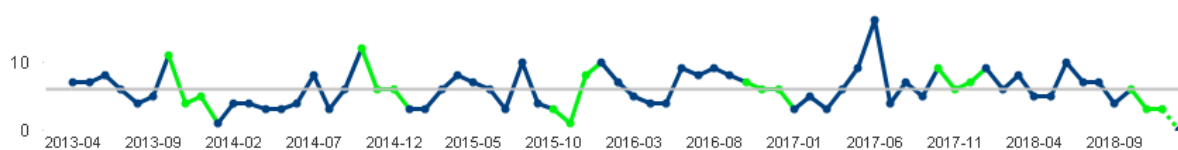
## Non-Fire Emergencies

The modern Fire and Rescue Service attends many incidents that are not fires. This section provides information in relation to Non-Fire Emergencies to allow members to see both how we are progressing in this area and the variety of Non-Fire Emergencies that crews within the area deal with.

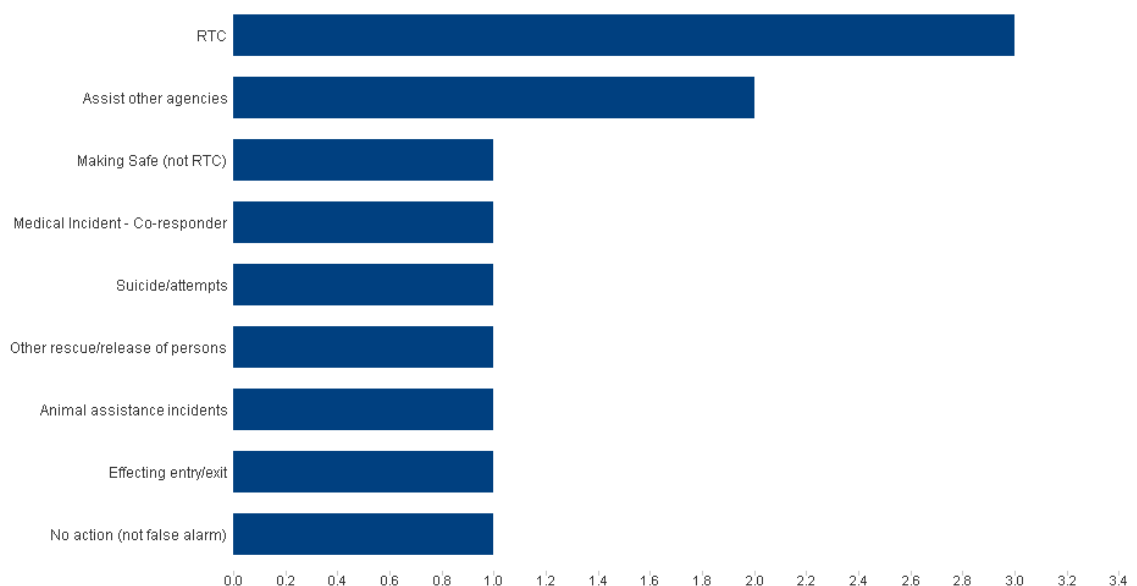
The table chart below show how we are progressing in comparison with the previous five years.

Geography/Reporting Year	13-14	14-15	15-16	16-17	17-18	18-19
↑ Ward						
Banff & District	6	11	1	4	6	5
Fraserburgh & District	11	9	5	9	4	3
Troup	3	4	6	6	12	4
<b>Total</b>	<b>20</b>	<b>24</b>	<b>12</b>	<b>19</b>	<b>22</b>	<b>12</b>

5 - All Special Service Incidents ▶ Aberdeenshire, Moray ▶ Aberdeenshire ▶ Aberdeenshire Policy & Resources (Banff & Buc...



The chart below shows the number and different categories of Non-Fire Emergencies that the Service have responded to in the Banff and Buchan Area during the reporting period;



We continue working with both partners and local communities to reduce the number of Non-Fire Emergencies in the Area and to ensure that there is an effective response when an incident does occur.

## Casualties resulting from Road Traffic Collisions

We have had 1 Fatal Casualty as a result of Road Traffic Collisions during this reporting period.

We have seen a decrease in the number of Non-Fatal Casualties from RTC's during this period and the table below provides information for comparison over the previous 5 years;

Geography/Reporting Year	13-14	14-15	15-16	16-17	17-18	18-19
↑ Ward						
Banff & District	2	2	0	6	1	0
Fraserburgh & District	0	3	0	8	0	0
Troup	1	1	1	0	7	0
<b>Total</b>	<b>3</b>	<b>6</b>	<b>1</b>	<b>14</b>	<b>8</b>	<b>0</b>

We continue to provide Road Safety Initiatives with partners in the area and during this reporting period we have delivered an RTC awareness day at Banff and Buchan College that gave students the chance to use our new VR equipment from our colleagues in the community action team.

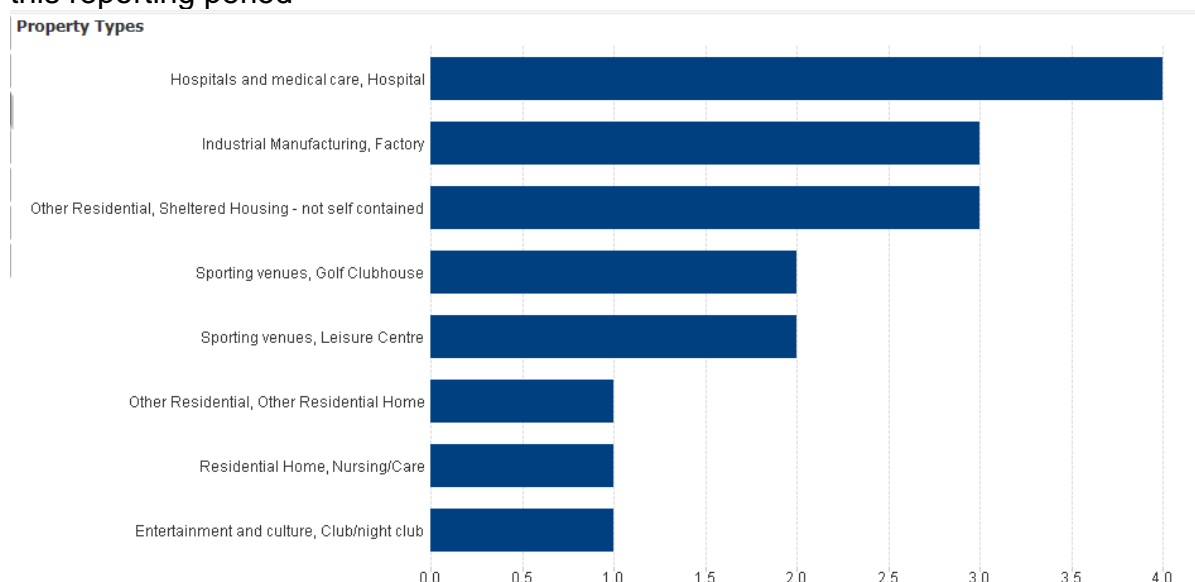
### Unwanted Fire Alarm Signals (UFAS)

Reducing the number of unwanted fire alarm signals is a priority for the area. Reducing this type of incident has a positive impact on local employers by reducing the interruption to businesses and the wider community by reducing Road Risk through the reduction in the number of Blue light journeys made while responding to incidents that turn out to be a false alarm.

We continue working on this priority with business owners and occupiers and the progress can be seen in the table below;

Geography/Reporting Year	13-14	14-15	15-16	16-17	17-18	18-19
↑ Ward						
Banff & District	5	5	3	3	13	4
Fraserburgh & District	9	14	13	28	13	13
Troup	2	2	0	1	1	0
<b>Total</b>	<b>16</b>	<b>21</b>	<b>16</b>	<b>32</b>	<b>27</b>	<b>17</b>

The chart below shows the property types where UFAS Incidents have occurred during this reporting period



In line with our policy for Reducing Unwanted Fire Alarm Signals, all operational crews provide advice and guidance to occupiers / owners every time that they attend an Unwanted Fire Alarm. In cases where there is no improvement we provide occupiers / owners with additional advice from our specialist Fire Safety Enforcement Officers to assist them in resolving the issue

### Establishment – Banff and Buchan Area

Station	Establishment Figures
Fraserburgh	20
Banff	9
Macduff	10
Aberchirder	10
Portsoy	9

